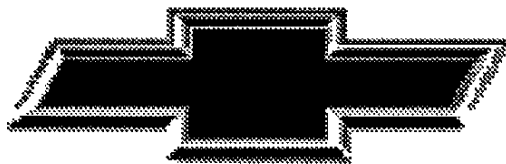


# 1996 ASTRO VAN



GENUINE CHEVROLET

# M/L ASTRO PASSENGER VAN INTRODUCTION

## M/L ASTRO PASSENGER VAN

The M/L Astro Passenger Van is offered in three trim levels. "Astro" (standard), "LS" (midlevel) and "LT" (uplevel).

Changes on the Astro Passenger Van for 1996 include:

- Standard Driver's and Front Seat Passenger Air Bags
- New Instrument Panel design, including new switches, radios and knee bolsters
- Standard Map Net and Two Covered Electrical Accessory Outlets, located on engine cover
- New 4-Spoke Steering Wheel
- New Electronic Overhead Console, including four map reading lamps, dome lamp, electronic compass, exterior temperature readout, garage door opener compartment and two stowage compartments. Included with LT Trim, optional with Astro and LS trim levels
- Rear Compartment Convenience Net, included with LS and LT trim levels, optional with Astro Trim
- New Standard Sunshades, including map band, extenders and dual vanity mirrors
- New Sunshade with LT Trim, including map band, extenders, auxiliary visors and dual illuminated vanity mirrors with dimming feature
- Two-Sided Key for simplified entry
- Standard Child Safety Lock on Sliding Side Door
- New Door Trim Panels, including armrests, restyled map pockets, cloth window sills, lower carpet inserts, radio speakers and reflectors. On LT Trim, reflectors include lights
- New Seats, including reclining feature on front bucket seats
- Cloth Seats now standard on LS trim level
- Manual Adjustable Lumbar feature standard on Cloth Seats
- New Driver's Power Seat option
- Optional Front Passenger Power Seat
- Optional Child Safety Seats (Interim availability)
- New Front Underseat Heat Ducts
- Restyled Interior Side Panels, including stowage bins, storage compartments and cupholders
- Rear Covered Power Accessory Outlet
- Optional ETR AM/FM Stereo Radio with Seek-Scan, automatic tone control, digital clock, cassette deck, theft lock and speed-compensated volume
- Optional ETR AM/FM Stereo Radio with Seek-Scan, automatic tone control, digital clock, compact disc, theft lock and speed-compensated volume
- Optional ETR AM/FM Stereo Radio with Seek-Scan, automatic tone control, digital clock, cassette deck, compact disc, theft lock, and speed-compensated volume
- Optional Intermediate Seat Radio Control and Headphone Jacks
- Restyled Reading Lamps
- Standard On Board Diagnostics (OBD II)
- Improved Air Conditioning operation
- Automatic Transmission enhancements
- New Vehicle Control Module (VCM)
- Vortec 4300 Engine, including Sequential Fuel Injection
- New Painted Styled Steel Wheels on LS Trim
- Optional Chrome Appearance Styled Steel Wheels
- Dutch Door Models with Intermittent Rear Wiper
- Seat Belt Warning enhancement
- Standard DEX-COOL™ Extended-Life Fluorescent Orange Colored Engine Coolant. Change interval is now 5 years/100,000 miles
- Four new Interior Colors
- Three new Exterior Colors

# M/L ASTRO PASSENGER VAN

## MODEL SELECTION SUMMARY

Use the chart below to choose the model that fits your customer's needs. Please note that the Base Payloads shown reflect the maximum allowable weight of cargo that can be carried in a standard model, including occupants. (They are calculated by subtracting curb weight from GVWR.) To calculate payloads for models with optional equipment, please refer to the WEIGHTS section in the back of this book or consult your 1996 GM PROSPEC. Also, the Maximum Trailer Weights shown below are based on vehicles that are properly equipped. See your Chevrolet Truck Order Guide for specific details.

SERIES	MODEL NUMBER/ BODY CODE/ OPTION CODE	PASSENGER CAPACITY (STD./OPT.)	STANDARD ENGINE/ TRANS.	OPTIONAL ENGINE/ TRANS.	GVWR (LB)	GAWR (LB) FRONT/ REAR	BASE PAYLOAD (LB)	MAXIMUM TRAILER WT./ TONGUE LOAD (LB) PROPERLY EQUIPPED
<b>REAR-WHEEL-DRIVE MODEL</b>								
ASTRO PASSENGER VAN	CM11006/ZW9	5/7/8	4300 V6/A4	—	5950	2800/3150	1830	5500/650
<b>ALL-WHEEL-DRIVE MODEL</b>								
ASTRO ALL-WHEEL-DRIVE PASSENGER VAN	CL11006/ZW9	5/7/8	4300 V6/A4	—	6100	3050/3150	1703	5000/600

## POWERTRAINS

Chevrolet offers a variety of rear axle ratios for the M/L Astro Passenger Van. The following charts detail basic engine, transmission and axle specifications. See your 1996 Chevrolet Truck Order Guide for details.

<b>ENGINES</b>	
<b>VORTEC 4300 V6</b>	
Engine Order Code	L35
SAE Net Horsepower @ rpm	190 @ 4400
SAE Net Torque lb-ft @ rpm	250 @ 2800
Fuel System	SFI
Standard Battery Cold Cranking Amps @ 0° F	600
Standard Alternator Maximum Capacity (Amps)	100

<b>TRANSMISSIONS</b>	
<b>ELECTRONIC AUTOMATIC 4-SPEED W/OVERDRIVE AND TORQUE CONVERTER CLUTCH (4L60-E)</b>	
Order Code	M30
Gear Ratios	
First	3.06
Second	1.63
Third	1.00
Fourth	0.70
Reverse	2.29

<b>AXLES</b>						
	<b>REAR AXLE</b>			<b>FRONT AXLE (ALL-WHEEL-DRIVE MODEL ONLY)</b>		
Make	GM			GM		
Capacity (lb)	3150			3050		
Pinion and Ring Gear Type	Hypoid			Hypoid		
Axle Ratio Code	GU5	GU6	GT4	GU6	GT4	
Ratio	3.23	3.42	3.73	3.42	3.73	
Pinion Teeth	13	12	11	12	11	
Ring Gear Teeth	42	41	41	41	41	
Ring Gear Diameter (in.)	7.625	7.625	7.625	7.25	7.25	

Note: Axle ratio depends on model, powertrain and emissions selected.

# M/L ASTRO PASSENGER VAN

## TRIM LEVELS

Chevrolet offers M/L Astro Passenger Van in three trim levels: "Astro," "LS" and "LT." See your 1996 Chevrolet Truck Order Guide for more details.

CHASSIS EQUIPMENT		ASTRO (STANDARD)	LS (YC6)	LT (YC7)
<b>KEY:</b> ■ = STANDARD, — = NOT INCLUDED				
<b>BRAKES</b>	Power-assisted, front disc, rear drum; with four-wheel anti-lock system. Includes brake/transmission shift interlock.	■	■	■
<b>EXHAUST</b>	Single with aluminized stainless steel tail pipe and muffler.	■	■	■
<b>FRAME</b>	Integral body design with boxed section front stub frame.	■	■	■
<b>FUEL TANK</b>	27 gallon (approx.) capacity.	■	■	■
<b>REAR AXLE</b>	Hypoid, semi-floating.	■	■	■
<b>SHOCK ABSORBERS</b>	Front: 32mm; Rear: 32mm.	■	■	■
<b>STABILIZER BAR</b>	4x2: Front 1.26 inch. All-wheel drive: 1.18 inch.	■	■	■
<b>STEERING</b>	Integral power. Ratio: 14:1.	■	■	■
<b>SUSPENSION, FRONT</b>	4x2: independent w/coil springs. All-wheel drive: independent w/torsion bars.	■	■	■
<b>SUSPENSION, REAR</b>	Steel leaf springs.	■	■	■

EXTERIOR EQUIPMENT		ASTRO (STANDARD)	LS (YC6)	LT (YC7)
<b>BUMPERS</b>	Front and rear painted body color with rear combination top step surface.	■	■	■
<b>DOORS</b>	Driver and passenger front side, sliding RH side door and RH and LH rear load doors.	■	■	■
<b>GRILLE</b>	Molded gray composite. Deluxe front appearance with bright highlights.	■	—	—
<b>HEADLAMPS</b>	Single halogen sealed beam. Composite halogen.	■	—	—
<b>HORN</b>	Dual high-note and low-note.	■	■	■
<b>LAMP</b>	Center high-mounted stop lamp.	■	■	■
<b>LICENSE PLATE MOUNTING</b>	Molded in fascia.	■	■	■
<b>MIRRORS</b>	Below-eye-line type, black. Head size LH: 5.0" x 8.5", RH: 5.25" x 9.0" Dual electric below-eye-line type, black. Head size LH: 5.0" x 8.5", RH: 5.25" x 9.0".	■	■	—
<b>SPARE TIRE CARRIER</b>	Winch-type mounted under floor at rear.	■	■	■
<b>SPARE TIRE/WHEEL</b>	Compact, mounted under floor at rear.	■	■	■
<b>STRIPING</b>	Color-keyed at beltline.	—	—	■
<b>TIRES</b>	Four, P215/75R15 all-season steel-belted radial blackwall.	■	■	■
<b>WHEELS</b>	Four, 15.0" x 6.0" argent steel wheels. Bright metal hubcaps with black trim. Four, 15.0" x 6.5" styled steel wheels painted sparkle silver with bright hub caps. Four, 15.0" x 6.5" brushed aluminum wheels.	■	—	—
<b>WINDOW PILLARS</b>	Black.	■	■	■

INTERIOR EQUIPMENT		ASTRO (STANDARD)	LS (YC6)	LT (YC7)
<b>AIR CONDITIONING</b>	Front.	■	■	■
<b>ARMRESTS</b>	RH and LH front door.	■	■	■
<b>ASSIST HANDLES</b>	Front at RH "A-pillar" and rear passenger at RH "B-pillar".	■	■	■
<b>CIGARETTE LIGHTER</b>	Includes ashtray lamp.	■	■	■
<b>COAT HOOKS</b>	Three LH and two RH.	■	■	■
<b>CONSOLE, OVERHEAD</b>	Includes dome lamp, four map reading lamps, outside temperature gage, electronic compass and storage compartments.	—	—	■
<b>CONVENIENCE NET</b>	Removable black net located in rear compartment.	—	■	■
<b>DOOR LOCK SYSTEM</b>	Power. Keyless remote. Includes two key fobs.	—	—	■
<b>DOOR STEPWELL</b>	Black.	■	■	■
<b>DOORS</b>	Side door guard beams for front side doors and sliding side door. Sliding door includes child safety lock.	■	■	■
<b>DOOR TRIM</b>	Color-keyed expanded vinyl on driver's and passenger doors with cloth window sills, lower carpet inserts, map pockets, armrests, radio speakers and door reflectors. Door reflectors include lights.	■	■	■
<b>FLOOR COVERING</b>	Color-keyed carpeting on wheel housings and entire floor. Carpeting treated with Scotchgard™ Protector.	■	■	■
<b>FLOOR MATS</b>	Color-keyed rubber floor mats at all seating positions.	—	■	■

# M/L ASTRO PASSENGER VAN

INTERIOR EQUIPMENT (CONT.)		ASTRO (STANDARD)	LS (YC6)	LT (YC7)
<b>KEY: ■ = STANDARD, — = NOT INCLUDED</b>				
<b>GAGES</b>	Coolant temperature, fuel level, odometer, oil pressure, speedometer, trip odometer and voltmeter.	■	■	■
<b>GLASS, FULL BODY</b>	Solar-Ray® tint, all windows. Solar-Ray® deep-tint, all windows except windshield, driver's window and front passenger window.	■	■	—
<b>GLOVE BOX</b>	Lockable, located in front face of engine cover extension. Includes two beverage holders on top of engine cover extension.	■	■	■
<b>HEADLAMP WARNING TONE</b>	Headlamps on.	■	■	■
<b>HEADLINER</b>	Full-length, two piece, color-keyed, foam-backed cloth.	■	■	■
<b>HEATER</b>	Includes front heater with windshield and side window defoggers. Also includes heat ducts located under the driver's and front passenger bucket seats that provide heat to intermediate passengers.	■	■	■
<b>LAMPS</b>	Stepwell, storage compartment and three dome lamps (front, middle, rear) with front, rear and sliding door-activated switches. Includes door jamb override switch. Front and middle dome lamps include adjustable reading lamps.	■ —	■ ■	■ ■
<b>MAP NET</b>	Storage pouch located on passenger side of engine cover extension.	■	■	■
<b>MIRROR</b>	10-inch rearview.	■	■	■
<b>POWER OUTLETS</b>	Two covered electrical accessory outlets located on the passenger side of engine cover extension. One covered electrical accessory outlet located near the floor in the left-hand rear quarter panel.	■ ■	■ ■	■ ■
<b>RADIO</b>	Electronically tuned AM/FM stereo radio with Seek-Scan, digital clock, six speakers and fixed mast antenna.	■	■	■
<b>SEATS</b>	5-passenger seating with two custom vinyl high-back adjustable reclining front bucket seats and one, 3-passenger custom vinyl middle bench seat. Bench seat is removable, adjusts fore and aft and includes head restraints. 8-passenger seating with two custom cloth high-back adjustable reclining front bucket seats that include dual armrests, map pockets and adjustable manual lumbar support and two, 3-passenger custom cloth folding middle and rear bench seats. Bench seats are removable, adjust fore and aft and include head restraints. 8-passenger seating with two special cloth high-back adjustable front bucket seats with reclining seat-backs, folding integral armrests and adjustable headrests and two, 3-passenger special cloth folding middle and rear bench seats. Bench seats include fold-down center consoles with convenience trays and beverage holders. Bench seats are also removable and adjust fore and aft. Scotchgard™ Fabric Protector on cloth seats and cloth side panels.	■ —	— ■	— —
<b>SPEED CONTROL</b>	Electronic.	—	■	■
<b>STEERING COLUMN</b>	Tilt.	—	■	■
<b>STEERING WHEEL</b>	Black 4-spoke with anti-theft locking feature. Black leather-wrapped with anti-theft locking feature.	■ —	■ —	— ■
<b>STORAGE COMPARTMENTS</b>	Left-Hand Second Seat Area – Includes an ashtray, upper storage bin and beverage holder. Also includes full length lower storage bin. Left-Hand Third Seat Area – Includes an upper storage bin, storage compartment and beverage holder. Also includes a storage compartment in the lower corner. Right-Hand Third Seat Area – Includes an upper storage bin, storage compartment and beverage holder.	■ ■ ■	■ ■ ■	■ ■ ■
<b>SUNSHADES</b>	RH and LH padded color-keyed cloth with dual visor mirrors, map bands and extenders. RH and LH padded color-keyed cloth with dual adjustable lighted visor mirrors (including dimmer feature) map bands, auxiliary visors and extenders.	■ —	■ —	— ■
<b>SUPPLEMENTAL INFLATABLE RESTRAINT SYSTEM (AIR BAGS)</b>	Two, included for both driver and front passenger.	■	■	■
<b>SWING-OUT GLASS</b>	Included on sliding side door and left front quarter panel. Swing-out glass also included on rear cargo door.	■ —	■ ■	■ ■
<b>TOOLS</b>	Screw-operated scissor-type jack with ratchet handle and extension and two wheel blocks. Located behind side panel at right rear.	■	■	■
<b>WINDOWS</b>	Power.	—	—	■
<b>WINDSHIELD WIPERS</b>	Intermittent.	■	■	■

# M/L ASTRO PASSENGER VAN

## PREFERRED EQUIPMENT GROUPS

Preferred Equipment Groups (PEGs) are convenient option packages that can save your customers money. They would pay appreciably more by buying all the options in a Preferred Equipment Group as individual options. (Savings based on a comparison of Manufacturer's Suggested Retail Price of option packages versus MSRP of individual options purchased separately.) See your 1996 Chevrolet Truck Order Guide and Vehicle Price Schedule for specific information and prices.

## OPTIONS

These options can be ordered individually in addition to the Preferred Equipment Groups if not already included. See your 1996 Chevrolet Truck Order Guide for specific availability and restrictions. The Option Code is listed in **bold type**.

<i>Air Conditioning (front and rear includes 105 amp alternator) .....</i>	<b>C69</b>	<i>Massachusetts/New York .....</i>	<b>NG1</b>	<i>Seating Arrangements:</i>	
<i>Axles, Rear:</i>		<i>California .....</i>	<b>YF5</b>	<i>7-Person Seating, 4 High-Back reclining Bucket Seats and 3-Passenger Bench .....</i>	<b>ZP7</b>
<i>3.23 (CM 11006 only) .....</i>	<b>GU5</b>	<i>Cal./Mass./N.Y. Emissions Override .....</i>	<b>NB8</b>	<i>8-Person Seating, 2 Front High-Back reclining Bucket Seats and Two 3-Passenger Bench Seats (included with YC6 and YC7) .....</i>	<b>ZP8</b>
<i>3.42 .....</i>	<b>GU6</b>	<i>Federal Emissions Override .....</i>	<b>NC7</b>	<i>Seat, Six-Way Power Driver's .....</i>	<b>AG1</b>
<i>3.73 .....</i>	<b>GT4</b>	<i>Engines:</i>		<i>Seat, Six-Way Power Passenger (requires Power Driver's Seat AG1; not available with underseat storage compartment) .....</i>	<b>AG2</b>
<i>Locking Differential .....</i>	<b>G80</b>	<i>Vortec 4300 V6 SFI .....</i>	<b>L35</b>	<i>Seat, Dual Integral Child Safety (interim, not available with YC7) .....</i>	<b>AN5</b>
<i>Body Code:</i>		<i>Floor Mats, Color-keyed Rubber at all Seating Positions (included with YC6/YC7) .....</i>	<b>B37</b>	<i>Seat Package (includes inboard and outboard armrests, map pockets and manual lumbar support. Available on YC5 base decor with cloth seat only) .....</i>	<b>AN0</b>
<i>Standard Body Equipment .....</i>	<b>ZW9</b>	<i>Glass,</i>		<i>Steering Wheel, Black Leather-Wrapped (included with YC7) .....</i>	<b>NP5</b>
<i>Dutch Doors (includes Electric Release and intermittent Wiper/Washer) .....</i>	<b>E54</b>	<i>Deep-Tinted Solar-Ray® (included with YC7) .....</i>	<b>AJ1</b>	<i>Suspension System, Ride and Handling (includes front and rear gas shock absorbers, rear stabilizer shaft and P235/65 R15 tires. Available on CM11006 only) .....</i>	<b>FE2</b>
<i>Carrier, Luggage (black) .....</i>	<b>V54</b>	<i>GVWR Ratings:</i>		<i>Trailer Package Heavy-Duty (includes hitch platform, and seven-wire harness) .....</i>	<b>ZB2</b>
<i>Cladding, Body Side (available with YC6/YC7) .....</i>	<b>BX2</b>	<i>5950 lbs (CM11006 only) .....</i>	<b>C6M</b>	<i>Transmission, 4-speed Electronically Controlled Automatic w/Overdrive .....</i>	<b>M30</b>
<i>Cold Climate Package (includes Engine Block Heater, coolant protection) .....</i>	<b>V10</b>	<i>6100 lbs (CL11006 only) .....</i>	<b>C5M</b>	<i>Wheels:</i>	
<i>Marketing Packages: (For information Purposes only. Included in PEGs, not available as free fit options.)</i>		<i>Heater, Auxiliary Rear .....</i>	<b>C36</b>	<i>Brushed Aluminum (included with YC7) .....</i>	<b>PF3</b>
<i>Marketing Package includes Convenience Net, Tilt Wheel and Speed Control .....</i>	<b>1TF</b>	<i>Lock, Keyless Remote .....</i>	<b>AU0</b>	<i>Styled, Steel (painted sparkle silver, included with YC6) .....</i>	<b>PA6</b>
<i>Marketing Package includes Deep-Tinted Glass, Convenience Net, Tilt Wheel™ and Speed Control, Power Windows and Door Locks, Courtesy and Dual Reading Lamps .....</i>	<b>1TG</b>	<i>Mirrors, Exterior Electric Remote, Black. (Mirror head LH: 5.0" x 8.5", RH: 5.25" x 9.0") .....</i>	<b>D48</b>	<i>Styled, Steel (Chrome Appearance) .....</i>	<b>PC2</b>
<i>Marketing Package includes Deep-Tinted Glass and Power Windows .....</i>	<b>1TJ</b>	<i>Molding, Bodyside .....</i>	<b>B74</b>		
<i>Marketing Package includes Deep-Tinted Glass, Exterior Painted Electric Remote Mirrors, Front Seat Passenger Storage Compartment, Power Windows, Roof Console and Illuminated LH and RH Sunshade Mirror .....</i>	<b>1TK</b>	<i>Paint, Exterior:</i>			
<i>Marketing Package includes 6-way Power Seat Driver Side .....</i>	<b>1TM</b>	<i>Solid .....</i>	<b>ZY1</b>		
<i>Console, Overhead (included with YC7. Requires Dual Illuminated Sunshades DH6) .....</i>	<b>DK6</b>	<i>Two-Tone Appearance (available with YC6 and YC7) .....</i>	<b>ZY2</b>		
<i>Convenience Net (included with YC6/YC7) .....</i>	<b>AP9</b>	<i>Special Two Tone Appearance .....</i>	<b>ZY3</b>		
<i>Defogger, Rear Window Electric (Requires E54 Dutch Doors) .....</i>	<b>C49</b>	<i>Radio Equipment:</i>			
<i>Door Locking System, Power .....</i>	<b>AU3</b>	<i>ETR AM/FM Stereo Radio w/Seek-Scan, Digital Clock, Cassette and eight speakers .....</i>	<b>UM6</b>		
<i>Emissions:</i>		<i>ETR AM/FM Stereo Radio w/Seek-Scan Automatic Tone Control, Cassette Tape, Digital Clock, Theft Lock™, Speed-Compensated Volume and eight speakers .....</i>	<b>UL0</b>		
<i>Federal .....</i>	<b>FE9</b>	<i>ETR AM/FM Stereo Radio w/Seek-Scan, Automatic Tone Control, Compact Disc Player, Digital Clock, Theft Lock™, Speed-Compensated Volume and eight speakers .....</i>	<b>UN0</b>		
		<i>ETR AM/FM Stereo Radio w/Seek-Scan, Automatic Tone Control, Cassette Tape, Compact Disc Player, Digital Clock, Theft Lock™, Speed-Compensated Volume and eight speakers .....</i>	<b>UP0</b>		
		<i>Rear Seat Radio Controls and Jacks (requires UL0 radio; not available on YC5 Base Decor) .....</i>	<b>UK6</b>		

## TIRES

KEY: ALS = ALL-SEASON SBR = STEEL-BELTED RADIAL PLY BW = BLACKWALL WS = WHITE STRIPE WOL = WHITE OUTLINED LETTER		
TIRE DESCRIPTION		ORDERING CODE
P215/75R15	ALS/SBR/BW	QCU
P215/75R15	ALS/SBR/WS	QCV
P215/75R15	ALS/SBR/WOL	QCM
P235/65R15	ALS/SBR/WOL	QPZ*

\*Not merchandised. Included with FE2 Suspension Package only.

# M/L ASTRO PASSENGER VAN

## DIMENSIONS

MODEL	ASTRO PASSENGER VAN		ASTRO ALL-WHEEL-DRIVE PASSENGER VAN
MODEL NUMBER	CM11006		CL11006
<b>EXTERIOR DIMENSIONS</b>			
<b>BODY</b>			
Wheelbase (in.)	L101	111.0	111.0
Overall Length (in.)	L103	189.8	189.8
Overall Height (in.) Nominal	H431	76.2	76.2
Maximum Width (in.)	W103	77.5	77.5
Bumper to Axle (in.)			
Front	L104	32.5	32.5
Rear	L105	46.0	46.0
Ground to Top of Rear Load Floor (in.)	H502	26.0	26.0
Ground Clearance (in.)			
Front/Rear	H148 H153	7.8/7.3	7.6/7.3
Step-Up Height (in.)*			
Front Door	H505	16.3	16.3
Side Load Door	L508	17.4	17.4
<b>Side Load Door</b>			
Opening Height (in.)	H202	44.5	44.5
Opening Width (in.)	W204	34.5	34.5
<b>Rear Load Door</b>			
Opening Height (in.)	H130	42.0	42.0
Opening Width (in.)	H131	57.0	57.0
Turning Diameter			
Curb-to-Curb (ft)		39.5	40.5
<b>SIGN PANEL AREA (in.)</b>			
Side Panel (in.)		18 x 90.5	18 x 90.5
Front Door (in.)		18 x 40	18 x 40

\* Height from ground level to the surface of the stepwell.

## INTERIOR DIMENSIONS

Headroom (in.)			
Front/Middle/Rear	H51/H63/H86	39.2/37.9/38.7	39.2/37.9/38.7
Legroom (in.)			
Front/Middle/Rear	L34 L51 L86	41.6/36.5/38.5	41.6/36.5/38.5
Shoulder Room (in.)			
Front/Middle/Rear	W3 W4 W85	64.0/67.1/67.1	64.0/67.1/67.1
Hip Room (in.)			
Front/Middle/Rear	L5 W6 W86	64.9/50.9/50.9	64.9/50.9/50.9
Load Floor Length (in.)			
to Console	L512	126.6	126.6
w/Front/Middle	L202/L203	98.9/61.4	98.9/61.4
w/Rear Seat	L509	28.4	28.4
Interior Height (in.)	H201	47.6	47.6
Interior Width (in.)			
between Wheelhousings	W201	51.6	51.6
Cargo Volume (cu ft) Std.			
w/Front/Middle		170.4/104.4	170.4/104.4
w/Rear Seat		41.3	41.3

Note: 1995 interior dimensions shown.  
1996 data will be added when available.

# M/L ASTRO CARGO VAN INTRODUCTION

## M/L ASTRO CARGO VAN

The M/L Astro Cargo Van is offered only in the standard trim level. The all-wheel-drive model is available only as an incomplete vehicle when ordering Commercial Vehicle Upfitter Package YF0.

Changes on the Astro Cargo Van for 1996 include:

- Standard Driver's and Front Seat Passenger Air Bags
  - New Instrument Panel design, including new switches, radios and knee bolsters
  - Standard Map Net and Two Covered Electrical Accessory Outlets, located on engine cover
  - New 4-Spoke Steering Wheel
  - New Sunshades, including map bands
  - Two-Sided Key for simplified entry
  - Standard Child Safety Lock on Sliding Side Door
  - Front Bucket Seats with reclining feature
  - Optional ETR AM/FM Stereo Radio with Seek-Scan, automatic tone control, digital clock, cassette deck, theft lock and speed-compensated volume
  - Optional ETR AM/FM Stereo Radio with Seek-Scan, automatic tone control, digital clock, compact disc, theft lock and speed-compensated volume
  - Optional ETR AM/FM Stereo Radio with Seek-Scan, automatic tone control, digital clock, cassette deck, compact disc, theft lock and speed-compensated volume
  - Restyled Reading Lamps
  - Standard On Board Diagnostics (OBD II)
  - Improved Air Conditioning operation
  - Automatic Transmission enhancements
  - New Vehicle Control Module (VCM)
  - Vortec 4300 Engine, including Sequential Fuel Injection
  - Optional Painted Styled Steel Wheels
  - Optional Chrome Appearance Styled Steel Wheels
  - Dutch Door Models with Intermittent Rear Wiper
  - Seat Belt Warning enhancement
  - Standard DEX-COOL™ Extended-Life Fluorescent Orange Colored Engine Coolant. Change interval is now 5 years/100,000 miles
  - Four new Interior Colors
  - Three new Exterior Colors
-



# M/L ASTRO CARGO VAN

## MODEL SELECTION SUMMARY

Use the chart below to choose the model that fits your customer's needs. Please note that the Base Payloads shown reflect the maximum allowable weight of cargo that can be carried in a standard model, including occupants. (They are calculated by subtracting curb weight from GVWR.) To calculate payloads for models with optional equipment, please refer to the WEIGHTS section in the back of this book or consult your 1996 GM PROSPEC. Also, the Maximum Trailer Weights shown below are based on vehicles that are properly equipped. See your Chevrolet Truck Order Guide for specific details.

SERIES	MODEL NUMBER/ BODY CODE/ OPTION CODE	PASSENGER CAPACITY (STD./OPT.)	STANDARD ENGINE/ TRANS.	OPTIONAL ENGINE/ TRANS.	GVWR (LB)	GAWR (LB) FRONT/ REAR	BASE PAYLOAD (LB)	MAXIMUM TRAILER WT./ TONGUE LOAD (LB) PROPERLY EQUIPPED
<b>REAR-WHEEL-DRIVE MODEL</b>								
ASTRO CARGO VAN	CM11005/ZW9	2/-	4300 V6/A4	—	5600	2800/3150	1716	5500/650
<b>ALL-WHEEL-DRIVE MODEL</b>								
ASTRO ALL-WHEEL DRIVE CARGO VAN*	CL11005/ZW9/ YF0	2/-	4300 V6/A4	—	5850	3050/3150	1678	5000/600

\* Available only as an incomplete vehicle when ordering YF0.

## POWERTRAINS

Chevrolet offers a variety of rear axle ratios for the M/L Astro Cargo Van. The following charts detail basic engine, transmission and axle specifications. See your 1996 Chevrolet Truck Order Guide for specific details.

<b>ENGINES</b>	
<b>VORTEC 4300 V6</b>	
Order Code	L35
SAE Net Horsepower @ rpm	190 @ 4400
SAE Net Torque lb-ft @ rpm	250 @ 2800
Fuel System	SFI
Standard Battery Cold Cranking Amps @ 0° F	600
Standard Alternator Maximum Capacity (Amps)	100

<b>TRANSMISSIONS</b>	
<b>ELECTRONIC AUTOMATIC 4-SPEED W/OVERDRIVE AND TORQUE CONVERTER CLUTCH (4L60-E)</b>	
Order Code	M30
Gear Ratios	
First	3.06
Second	1.63
Third	1.00
Fourth	0.70
Reverse	2.29

<b>AXLES</b>					
	<b>REAR AXLE</b>			<b>FRONT AXLE (ALL-WHEEL-DRIVE MODEL ONLY)</b>	
	Make	GM			GM
Capacity (lb)	3150			3050	
Pinion and Ring Gear Type	Hypoid			Hypoid	
Axle Ratio Code	GU5	GU6	GT4	GU6	GT4
Ratio	3.23	3.42	3.73	3.42	3.73
Pinion Teeth	13	12	11	12	11
Ring Gear Teeth	42	41	41	41	41
Ring Gear Diameter (in.)	7.625	7.625	7.625	7.25	7.25

Note: Axle Ratio depends on model, powertrain and emissions selected.

# M/L ASTRO CARGO VAN

## TRIM LEVELS

Chevrolet offers the M/L Astro Cargo Van in one trim level: "Standard." The following chart details major features. See your 1996 Chevrolet Truck Order Guide for details.

CHASSIS EQUIPMENT		
KEY: ■ = STANDARD, — = NOT INCLUDED		STANDARD (ZW9)
<b>BRAKES</b>	Power-assisted; front disc, rear drum; with four-wheel anti-lock system. Includes brake/transmission shift interlock.	■
<b>EXHAUST</b>	Single with aluminized stainless steel tail pipe and muffler.	■
<b>FRAME</b>	Integral body design with boxed section front stub frame.	■
<b>FUEL TANK</b>	27 gallon (approx.) capacity.	■
<b>REAR AXLE</b>	Hypoid, semi-floating.	■
<b>SHOCK ABSORBERS</b>	Front: 32mm; Rear: 32mm.	■
<b>STABILIZER BAR</b>	Front: M Vans 1.10 inch; L Vans 1.18 inch.	■
<b>STEERING</b>	Integral power. Ratio: 14:1.	■
<b>SUSPENSION, FRONT</b>	4x2: Independent w/coil springs. All-wheel drive: Independent w/ torsion bars.	■
<b>SUSPENSION, REAR</b>	Steel leaf springs.	■
EXTERIOR EQUIPMENT		
<b>BUMPERS</b>	Front molded gray. Rear painted gray with gray step pad.	■
<b>DOORS</b>	Driver and passenger front side, sliding RH side door and RH and LH rear load doors.	■
<b>GRILLE</b>	Molded gray composite.	■
<b>HEADLAMPS</b>	Single seated-beam halogen.	■
<b>HORN</b>	Dual high-note and low-note.	■
<b>LAMP</b>	Center high-mounted stop lamp.	■
<b>LICENSE PLATE MOUNTING</b>	Molded in fascia.	■
<b>MIRRORS</b>	Below-eye-line type, black. LH: 5.0"x8.5", RH: 5.25"x9.0".	■
<b>SPARE TIRE CARRIER</b>	Winch-type mounted under floor at rear.	■
<b>SPARE TIRE/WHEEL</b>	Compact, mounted under floor at rear.	■
<b>TIRES</b>	Four P215/75R15, all-season steel-belted radial blackwall.	■
<b>WHEELS</b>	Four, 15.0" x 6.0" argent steel wheels. Bright metal center caps.	■
INTERIOR EQUIPMENT		
<b>AIR CONDITIONING</b>	Front.	■
<b>ARMRESTS</b>	RH and LH front door.	■
<b>ASSIST HANDLES</b>	Front at RH "A-pillar."	■
<b>CIGARETTE LIGHTER</b>	Includes ashtray lamp.	■
<b>COAT HOOK</b>	L.H.	■
<b>DOOR STEPWELL</b>	Black.	■
<b>DOORS</b>	Side door guard beams for front side doors and sliding side door. Sliding door includes child safety lock.	■
<b>DOOR TRIM</b>	Color-keyed expanded vinyl on driver's and passenger door with armrests, map pockets, radio speakers and door reflectors.	■
<b>FLOOR COVERING</b>	Embossed front black rubber mat.	■
<b>GAGES</b>	Coolant temperature, fuel level, odometer, oil pressure, speedometer, trip odometer and voltmeter.	■
<b>GLOVE BOX</b>	Lockable, located in front face of engine cover extension. Includes two beverage holders on top of engine cover extension.	■
<b>HEADLAMP WARNING TONE</b>	Headlamps on.	■
<b>HEADLINER</b>	Front compartment, color-keyed, foam-backed cloth.	■
<b>HEATER</b>	Includes windshield and side-window defoggers.	■
<b>LAMPS</b>	Stepwell lamps, storage compartment lamp and three dome lamps with front, rear and sliding door-activated switches. Includes door jamb override switch.	■
<b>MAP NET</b>	Storage pouch located on passenger side of engine cover extension.	■
<b>MIRROR</b>	10-inch rearview.	■
<b>POWER OUTLETS</b>	Two covered electrical accessory outlets located on the passenger side of the engine cover extension.	■
<b>RADIO</b>	Electronically tuned AM/FM stereo radio with Seek-Scan, digital clock, two front-door speakers and fixed-mast antenna.	■

# M/L ASTRO CARGO VAN

INTERIOR EQUIPMENT (CONT.)		STANDARD (ZW9)
<b>KEY: ■ = STANDARD, — = NOT INCLUDED</b>		
<b>SEATS, FRONT</b>	Two high-back vinyl reclining bucket seats. Adjust fore and aft.	■
<b>STEERING WHEEL</b>	Black vinyl 4-spoke with anti-theft locking feature.	■
<b>SUNSHADES</b>	Color-keyed vinyl RH and LH padded sunshades with map bands.	■
<b>SUPPLEMENTAL INFLATABLE RESTRAINT SYSTEM (AIR BAGS)</b>	Two, included for both driver and front passenger.	■
<b>TOOLS</b>	Screw-operated scissor-type jack with ratchet handle and extension and two wheel blocks. Located at right rear.	■
<b>WINDOWS</b>	Solar-Ray <sup>®</sup> tinted glass.	■
<b>WINDSHIELD WIPERS</b>	Intermittent.	■

## PREFERRED EQUIPMENT GROUPS

Preferred Equipment Groups (PEGs) are convenient option packages that can save your customers money. They would pay appreciably more by buying all the options in a Preferred Equipment Group as individual options. (Savings based on a comparison of Manufacturer's Suggested Retail Price of option packages versus MSRP of individual options purchased separately). See your 1996 Chevrolet Truck Order Guide and Vehicle Price Schedule for specific information and prices.

## OPTIONS

These options can be ordered individually in addition to the Preferred Equipment Groups if not already included. See your 1996 Chevrolet Truck Order Guide for specific availability and restrictions. The Option Code is listed in **bold type**.

Air Conditioning (not desired) .....	<b>YG6</b>
Axles, Rear	
3.23 .....	<b>GU5</b>
3.42 .....	<b>GU8</b>
3.73 .....	<b>GT4</b>
Locking Differential .....	<b>G80</b>
Body Code:	
Standard Body Equipment .....	<b>ZW9</b>
Dutch Doors (includes Electric Release and intermittent Wiper/Washer) .....	<b>E54</b>
Cold Climate Package (includes Engine Block Heater, coolant protection) .....	<b>V10</b>
Commercial Sales Package, Vehicle Uplifter .....	<b>YF0</b>
Convenience Groups,	
Power Door Locks and Power Windows .....	<b>ZQ2</b>
Tilt-Wheel™ Steering and Electronic Speed Control .....	<b>ZQ3</b>
Defroster, Rear Window (Requires E54 Dutch Doors) .....	<b>C49</b>
Door Locking System, Power .....	<b>AU3</b>
Emissions:	
Federal .....	<b>FE9</b>
California .....	<b>YF5</b>
Massachusetts/New York .....	<b>NG1</b>
Cal./Mass./N.Y. Emissions Override .....	<b>NB8</b>
Federal Emissions Override .....	<b>NC7</b>
Engine:	
Vortec 4300 V6 SFI .....	<b>L35</b>
Glass Arrangement	
Complete Body .....	<b>ZW6</b>

Rear Panel Doors Solar-Ray <sup>®</sup> .....	<b>ZW2</b>
Sliding Door and Rear Panel Doors Solar-Ray <sup>®</sup> .....	<b>ZW3</b>
Swing-Out Rear Doors and Side Door Solar-Ray <sup>®</sup> (Except with E54 Dutch Doors includes swingout side door glass only) .....	<b>A19</b>
Deep-Tinted Solar-Ray <sup>®</sup> .....	<b>AJ1</b>
Grille, Deluxe appearance with bright inserts; includes composite headlamps and body color bumpers .....	<b>TL1</b>
GWWR RATINGS:	
5600 lbs .....	<b>C5G</b>
5850 lbs (requires YF0) .....	<b>C7X</b>
Heater, Rear .....	<b>C36</b>
Lamps, Dual Reading .....	<b>C95</b>
Lock, Keyless Remote (Requires AU3 Power Door Locks or ZQ2 Convenience Group) .....	<b>AU0</b>
Molding, Bodyside .....	<b>B74</b>
Paint Exterior, Solid .....	<b>ZY1</b>
Radio Equipment:	
Radio Delete .....	<b>UL5</b>
ETR AM/FM Stereo Radio w/Seek-Scan, Digital Clock, Stereo Cassette and two front door speakers .....	<b>UM6</b>
ETR AM/FM Stereo Radio w/Seek-Scan, Automatic Tone Control, Cassette Tape, Digital Clock, Theft Lock™, Speed-Compensated Volume and two front-door speakers with rear speaker wiring .....	<b>UL0</b>

ETR AM/FM Stereo Radio w/Seek-Scan, Automatic Tone Control, Compact Disc Player, Digital Clock, Theft Lock™, Speed-Compensated Volume and two front-door speakers with rear speaker wiring .....	<b>UN0</b>
ETR AM/FM Stereo Radio w/Seek-Scan, Automatic Tone Control, Cassette Tape, Compact Disc Player, Digital Clock, Theft Lock™, Speed-Compensated Volume and two front-door speakers with rear speaker wiring .....	<b>UP0</b>
Recreational Sales Package, Vehicle Uplifter (For information purposes only. YF7 is available for ordering through authorized CQACP manufacturers only.) .....	<b>YF7</b>
Seat Package (includes inboard and outboard armrests and map pockets. Manual lumbar support is also included when cloth seats are ordered) .....	<b>AN0</b>
Trailer Package, Heavy-Duty (includes, hitch platform, and seven-wire harness) .....	<b>Z82</b>
Transmission, 4-Speed Electronically controlled Automatic w/Overdrive .....	<b>M30</b>
Wheels:	
Styled Steel (painted sparkle silver) .....	<b>PA6</b>
Styled Steel (Chrome Appearance) .....	<b>PC2</b>

# M/L ASTRO CARGO VAN

## TIRES

KEY: ALS = ALL-SEASON SBR = STEEL-BELTED RADIAL PLY BW = BLACKWALL WOL = WHITE OUTLINED LETTERED WS = WHITE STRIPE		
TIRE DESCRIPTION		ORDERING CODE
P215/75R15	ALS/SBR/BW	QCU
P215/75R15	ALS/SBR/WS	QCV
P215/75R15	ALS/SBR/WOL	QCM

## DIMENSIONS

MODEL	ASTRO CARGO VAN	ASTRO ALL-WHEEL-DRIVE CARGO VAN
MODEL NUMBER	CM11005/ZW9	CL11005/ZW9/YF0
<b>EXTERIOR DIMENSIONS</b>		
<b>BODY</b>		
Wheelbase (in.) L101	111.0	111.0
Overall Length (in.) L103	189.8	189.8
Overall Height (in.) Nominal H431	76.1	76.1
Maximum Width (in.) W103	77.5	77.5
Bumper to Axle (in.) Front L104	32.5	32.5
Rear L105	46.0	46.0
Ground to Top of Rear Load Floor (in.) H502	26.0	26.0
Ground Clearance (in.) Front/Rear H148/H153	7.8/7.3	7.6/7.3
<b>Side Load Door</b>		
Opening Height (in.) H505	44.5	44.5
Opening Width (in.) L508	34.5	34.5
<b>Rear Load Door</b>		
Opening Height (in.) H202	42.0	42.0
Opening Width (in.) W204	57.0	57.0
<b>Step-Up Height (in.)*</b>		
Front Door H130	16.3	16.3
Side Load Door H131	17.4	17.4
<b>Turning Diameter</b>		
Curb-to-Curb (ft)	39.5	40.5
<b>SIGN PANEL AREA (in.)</b>		
Side Panel (in.)	46 x 88	46 x 88
Front Door (in.)	18 x 40	18 x 40

\*Height from ground level to the surface of the stepwell.

## INTERIOR DIMENSIONS

Headroom (in.) H61	39.2	39.2
Legroom (in.) L34	41.6	41.6
Shoulder Room (in.) W3	64.0	64.0
Hip Room (in.) W5	65.0	65.0
Load Floor Length (in.) to Console L512	126.6	126.6
w/Front Seat L202	98.9	98.9
Interior Height (in.) H201	46.9	46.9
Interior Width (in.) between Wheelhousings W201	51.6	51.6
Cargo Volume (cu ft)	170.4	170.4

Note: 1995 interior dimensions shown.  
1996 data will be added when available.

## ASTRO PASSENGER VAN EQUIPMENT SUMMARY

### STANDARD INTERIOR FEATURES

		BASE	LS	LT
<b><u>AIR BAGS:</u></b>	<b><u>DRIVER AND PASSENGER (FFSIR)</u></b>	S	S	S
AIR CONDITIONING:	FRONT	S	S	S
<b><u>COAT HOOKS:</u></b>	<b><u>THREE LH AND TWO RH</u></b>	S	S	S
DOOR BEAMS:	DRIVER, PASSENGER AND SLIDING SIDE DOOR	S	S	S
GAGES:	COOLANT TEMPERATURE, FUEL LEVEL, ODOMETER, OIL PRESSURE, SPEEDOMETER, TRIP ODOMETER AND VOLTMETER	S	S	S
GLASS:	DEEP-TINTED; SOLAR-RAY ALL WINDOWS, COMPLETE BODY GLASS	-	-	S
	TINTED; SOLAR-RAY ALL WINDOWS, COMPLETE BODY GLASS	S	S	-
<b><u>GLOVE BOX:</u></b>	<b><u>LOCKABLE, INCLUDES BEVERAGE HOLDERS ON TOP OF ENGINE COVER EXTENSION</u></b>	S	S	S
JACK:	SCREW OPERATED SCISSOR-TYPE JACK W/RATCHET HANDLE, EXTENSION AND TWO WHEEL BLOCKS	S	S	S
LAMPS:	STEPWELL LAMPS, STORAGE COMPARTMENT LAMP, THREE DOME LAMPS WITH FRONT, REAR AND SLIDING DOOR ACTUATED SWITCHES. ALSO INCLUDED IS A DOOR JAMB DEFEAT SWITCH	S	-	-
	STEPWELL, READING, STORAGE COMPARTMENT AND THREE DOME LAMPS WITH FRONT, REAR AND SLIDING DOOR-ACTUATED SWITCHES. INCLUDES DOOR JAMB DEFEAT SWITCH.	-	S	S
LOCKS:	SINGLE, TWO-SIDED KEY	S	S	S
	KEYLESS REMOTE	-	-	S
RADIO:	ELECTRONICALLY TUNED AM/FM STEREO W/SEEK-SCAN AND DIGITAL CLOCK	S	S	S
SCOTCHGARD:	FABRIC PROTECTOR ON CARPETING AND OPTIONAL CLOTH TRIMS	S	S	S
WARNING TONE:	HEADLAMP-ON	S	S	S

### STANDARD EXTERIOR FEATURES

DOORS:	SLIDING RH SIDE DOOR, RH AND LH REAR LOAD DOORS	S	S	S
SPARE TIRE/WHEEL:	COMPACT SPARE TIRE AND WHEEL MOUNTED UNDER FLOOR AT REAR	S	S	S
WIPERS:	INTERMITTENT WINDSHIELD	S	S	S
WINDOWS:	SWING-OUT GLASS ON SLIDING DOOR, LEFT FRONT QUARTER PANEL	S	S	S
	SWING -OUT REAR DOOR	-	S	S

### STANDARD CHASSIS FEATURES

ALTERNATOR:	100 AMP	S	S	S
BRAKES:	POWER ASSISTED FRONT DISC, REAR DRUM, 4-WHEEL ANTI-LOCK	S	S	S
BRAKE/TRANS:	BRAKE/TRANSMISSION SHIFT INTERLOCK	S	S	S
FUEL TANK:	27 GALLON	S	S	S

**BOLD, ITALICS AND UNDERLINED INDICATES NEW FOR '96**

REVISED: 1-29-96

1996 ORDER GUIDE

ASTRO PASSENGER

Page 1

Prices Shown Are Manufacturer's Suggested Retail Prices (MSRP) At The Time Of Publication. These Prices Are To Be Used Only As An Aid To Inventory Management Since MSRP Figures Change Periodically. The Vehicle Price Schedule Is The Official Pricing Documentation Of Chevrolet Motor Division And Should Be Used In Discussing Vehicle Prices With Potential Buyers. The Model Prices Shown In The Order Guide Include The Destination Freight Charges.

## ASTRO PASSENGER VAN EQUIPMENT SUMMARY

### INTERIOR TRIM

		BASE	LS	LT
ARMRESTS:	RH AND LH MOLDED IN DOOR	S	S	S
<b><u>CARGO CONVENIENCE:</u></b>	<b><u>NET</u></b>	O	S	S
<b><u>CONSOLE:</u></b>	<b><u>OVERHEAD, (INCLS COMPASS AND OUTSIDE TEMPERATURE)</u></b>	-	-	S
<b><u>CONVENIENCE GP:</u></b>	TILT WHEEL AND SPEED CONTROL	O	S	S
	POWER DOOR LOCKS	O	S	S
	<b><u>POWER WINDOWS</u></b>	O	O	S
<b><u>DOOR TRIM:</u></b>	(DRIVER AND PASSENGER DOORS) COLOR-KEYED EXPANDED CLOTH DOOR TRIM WITH CARPET INSERTS AND INSULATION	S	S	S
	<b><u>LIGHTED REFLECTORS</u></b>	-	-	S
	<b><u>REFLECTORS</u></b>	S	S	-
	<b><u>SLIDING DOOR, INCLUDES CHILD SAFETY LOCK</u></b>	S	S	S
FLOOR COVERING:	COLOR-KEYED CARPETING ON WHEEL HOUSING AND ENTIRE LOAD FLOOR	S	S	S
	COLOR-KEYED FLOOR MATS FOR ALL SEATING AREAS	O	S	S
<b><u>HEADLINER:</u></b>	<b><u>FULL LENGTH, 2-PIECE COLOR-KEYED, FOAM BACKED CLOTH</u></b>	S	S	S
FLOOR DUCTS:	UNDER FRONT SEATS	S	S	S
MAP POCKETS:	FRONT DOORS-SIDE AND ON NEW ENGINE COVER	S	S	S
POWER POINTS:	THREE FRONT, ONE LH REAR	S	S	S
<b><u>SEATING:</u></b>	<b><u>5-PASSENGER SEATING ARRANGEMENT (IN/A RUBY INTERIOR)</u></b>	S	-	-
	<b><u>8-PASSENGER SEATING ARRANGEMENT</u></b>	O	S	S
<b><u>SEATS:</u></b>	<b><u>FRONT HIGH BACK RECLINING ADJUSTABLE BUCKETS WITH ALL VINYL TRIM, NO ARMRESTS, INCLUDES CENTER REMOVABLE, ADJUSTABLE 3-PASSENGER BENCH SEAT WITH HEAD RESTRAINTS</u></b>	S	-	-
	<b><u>FRONT HIGH BACK RECLINING ADJUSTABLE BUCKETS WITH ALL CLOTH TRIM, INCLUDES DUAL ARMRESTS, MAP POCKET AND ADJUSTABLE LUMBAR SUPPORT, PLUS TWO REMOVABLE ADJUSTABLE 3-PASSENGER BENCH SEATS W/HEAD RESTRAINTS</u></b>	O	S	-
	<b><u>SPECIAL FRONT BUCKET SEATS W/RECLINING BACKS, FOLDING INTEGRAL ARMRESTS AND ADJUSTABLE HEAD RESTRAINTS, SPLITBACK CENTER SEAT INCLS FOLD-DOWN CENTER CONSOLE W/CONVENIENCE TRAY AND BEVERAGE HOLDERS</u></b>	-	-	S
STEERING WHEEL:	BLACK 4-SPOKE WITH ANTI-THEFT LOCKING FEATURE	S	S	S
	BLACK LEATHER WRAPPED	-	O	S
STORAGE COMP:	MOLDED, COLOR-KEYED IN LH REAR AND 2ND SEAT AREA	S	-	-
	MOLDED, COLOR-KEYED IN LH REAR QUARTER AND 3RD SEAT AREA	-	S	S
<b><u>SUNSHADES:</u></b>	<b><u>LH AND RH COLOR-KEYED CLOTH WITH VISOR MIRRORS, MAP BANDS AND EXTENDERS</u></b>	S	S	-
	<b><u>LH AND RH COLOR-KEYED CLOTH WITH ADJUSTABLE LIGHTED VISOR MIRRORS (INCLS DIMMER), MAP BANDS, AUXILIARY VISORS AND EXTENDERS</u></b>	-	-	S

### EXTERIOR TRIM

<b><u>BUMPERS:</u></b>	<b><u>FRONT AND REAR PAINTED BODY COLOR AND COMBINATION TOP STEP SURFACE</u></b>	S	S	S
GRILLE:	MOLDED, COMPOSITE PAINTED GRAY	S	-	-
	UPLEVEL WITH CHROME ACCENTS	-	S	S
HEADLAMPS:	HALOGEN SEALED BEAMS	S	-	-
	COMPOSITE	-	S	S
MIRRORS:	BELOW-EYE-LINE, FOLD AWAY, PAINTED BLACK	S	S	-
	EXT BELOW-EYE LINE, DUAL ELECTRIC REMOTE, PAINTED	O	O	S
NAMEPLATE:	SPECIAL NAMEPLATES ON FRONT SIDE DOOR "B" PILLARS	-	S	-
<b><u>WHEELS:</u></b>	15 X 6 STEEL, PAINTED ARGENT	S	-	-
	15 X 6.5 <b><u>STYLED, STEEL, PAINTED SILVER</u></b>	O	S	-
	15 X 6.5 BRUSHED ALUMINUM	O	O	S

**BOLD, ITALICS AND UNDERLINED INDICATES NEW FOR '96**

**ASTRO PASSENGER**

**1996 ORDER GUIDE**

**REVISED: 1-29-96**

Page 2

Prices Shown Are Manufacturer's Suggested Retail Prices (MSRP) At The Time Of Publication. These Prices Are To Be Used Only As An Aid To Inventory Management Since MSRP Figures Change Periodically. The Vehicle Price Schedule Is The Official Pricing Documentation Of Chevrolet Motor Division And Should Be Used In Discussing Vehicle Prices With Potential Buyers. The Model Prices Shown In The Order Guide Include The Destination Freight Charges.

# ASTRO (PASSENGER VAN)

## MODEL AND BODY

Description	Model No	Body	Wheelbase
REAR-WHEEL DRIVE MODEL			
Astro Van .....	CM11006	ZW9	111.0"

Description	Model No	Body	Wheelbase
ALL-WHEEL DRIVE MODEL			
Astro Van .....	CL11006	ZW9	111.0"

\*Includes Destination and Handling Charges

## EMISSIONS (Must Specify One) (Refer Emission Requirements Section)

- FE9 Federal Emission Requirements
- NG1 New York/Massachusetts State Emission Requirements
- YF5 California Emission Requirements
- NB8 California Emission or New York/Massachusetts State Emission Override (Reqs FE9 Federal Emissions)
- NC7 Federal Emission Override (Reqs YF5 California or NG1 New York/Massachusetts State Emissions)

## GVWR SELECTOR (MUST SPECIFY ONE)

GVW Rating (lbs)	Minimum Equipment Required For GVW Rating			Restrictions
	(a) GAWR (lbs)			
	Front	Rear		
C6M 5950	2800	3150		CM11006 Only
C5M 6100	3050	3150		CL11006 Only

(a) GAWR's shown are the minimum for each axle with equipment listed. Other GAWRs are available and they are determined as the minimum capacity of either axle or springs or tires.

## CAPACITIES

CM11006					CL11006					
SPRINGS:			AXLES:		SPRINGS:			AXLES:		
Front	2800	Base	Front	2800	Base	Front	3050	Base	3050	Base
Rear	3150	Base	Rear	3150	Base	Rear	3150	Base	3150	Base

## POWER TEAMS (Must Specify Engine, Transmission and Rear Axle)

(Consult GVWR Selector for Minimum Equipment Required)

ENGINE	TRANSMISSION	AXLES			GVWR
<b>CM11006</b>					
	AUTO	3.23	3.42	3.73	
L35 Vortec 4300 V6 (262 Cu In)-SFI	M30	GU5	GU6	GT4	5950
<b>CL11006</b>					
L35 Vortec 4300 V6 (262 Cu In)-SFI	M30	---	GU6	GT4	6100

REVISED: 1-29-96

1996 ORDER GUIDE

ASTRO PASSENGER

Page 3

Prices Shown Are Manufacturer's Suggested Retail Prices (MSRP) At The Time Of Publication. These Prices Are To Be Used Only As An Aid To Inventory Management Since MSRP Figures Change Periodically. The Vehicle Price Schedule Is The Official Pricing Documentation Of Chevrolet Motor Division And Should Be Used In Discussing Vehicle Prices With Potential Buyers. The Model Prices Shown In The Order Guide Include The Destination Freight Charges.

# ASTRO (PASSENGER VAN)

## PREFERRED VEHICLE

No Deletions Allowed. Additional Options/Substitutions (Where Indicated)  
May Be Ordered From The Additional Options Listing.

**MUST SPECIFY:**

**AXLE, EMISSION, ENGINE, GVWR, PEG,  
TIRES AND TRANSMISSION**

		BASE DECOR		
		1 S A	1 S B	1 S C
<b>BASE DECOR</b>				
<b>Preferred Equipment Group</b>				
BASE DECOR .....	YC5	x	x	x
Standard Body (May Substitute E54) .....	ZW9	x	x	x
<b>Preferred Equipment Group Savings</b>				
Marketing Package (Incls Convenience Net, Tilt Wheel and Speed Control) .....	1TF		x	—
<b>Preferred Equipment Group</b>				
<b>Preferred Equipment Group Savings</b>				
Marketing Package (Incls Deep Tinted Glass, Convenience Net, Tilt Wheel and Speed Control, Power Windows and Door Locks, Courtesy and Dual Reading Lamps) .....	1TG			x
Body-Side Molding .....	B74			x
Floor Mats .....	B37			x
Seat Package: Inboard/Outboard Armrests, Map Pocket, Manual Adjustable Lumbar Support (Available w/Cloth Only) .....	AN0			x
Seating Arrangement: 8-Passenger (May Substitute ZP7) .....	ZP8			x
Wheels Styled (May Substitute PC2 or PF3 Wheels) .....	PA6			x

		LS DECOR		
		1 S F	1 S G	1 S H
<b>LS DECOR</b>				
<b>Preferred Equipment Group</b>				
<b>Preferred Equipment Group Savings</b>				
LS DECOR .....	YC6	x	x	x
Standard Body (May Substitute E54) .....	ZW9	x	x	x
Marketing Package (Incls Deep Tinted Glass and Power Windows) .....	1TJ	x	—	—
Seating Arrangement: 8-Passenger (May Substitute ZP7) .....	ZP8	x	x	x
Wheels Styled (May Substitute PC2 or PF3 Wheels) .....	PA6	x	x	—
<b>Preferred Equipment Group</b>				
<b>Preferred Equipment Group Savings</b>				
Marketing Package (Incls Deep Tinted Glass, Exterior Painted Electric Remote Mirrors, Front Seat Passenger Storage Compartment, Power Windows, Roof Console and Illuminated LH and RH Sunshade Mirror) .....	1TK		x	x
Lock: Keyless Remote .....	AU0		x	x
Luggage Carrier .....	V54		x	x
<b>Preferred Equipment Group</b>				
<b>Preferred Equipment Group Savings</b>				
6-Way Power Seat (Driver's) .....	AG1			x
Aluminum Wheels, Brushed (May Substitute PC2 Wheels) .....	PF3			x

		LT DECOR		
<b>LT DECOR</b>				
<b>Preferred Equipment Group</b>				
<b>Preferred Equipment Group Savings</b>				
LT DECOR .....	YC7			x
Standard Body (May Substitute E54) .....	ZW9			x
Marketing Package (Incls 6-Way Power Seat Driver's Side) .....	1TM			x
Luggage Carrier .....	V54			x
Seating Arrangement: 8-Passenger (May Substitute ZP7) .....	ZP8			x



ADDITIONAL OPTIONS

INCL w/PEG	OPTION	
		<b>ACKNOWLEDGEMENTS:</b>
	R8S	Multiple Order Numbers
	R8T	Preliminary Invoice
	C69	<b>AIR CONDITIONING:</b> Front and Rear (105 Amp Alternator)
		<b>AXLE, REAR:</b>
	GU5	3.23 Ratio (CM11006 Only)
	GU6	3.42 Ratio
	GT4	3.73 Ratio
	G80	Locking Differential
		<b>BODY CODE:</b>
ALL	ZW9	Standard Body Equipment
	E54	Dutch Doors (Incls Wiper/Washer and Electric Release) w/LS or LT Decor w/Base Decor
G,H,K	V54	<b>CARRIER, LUGGAGE:</b> Painted w/1SG, 1SH or 1SK w/o 1SG, 1SH or 1SK
	BX2	<b>CLADDING:</b> Lower Body Side (N/A Base Decor)
	V10	<b>COLD CLIMATE PACKAGE:</b> (Incls Eng Block Heater and Coolant Protection)
	C49	<b>DEFOGGER:</b> Rear Window Electric (Reqs E54 Body)
C,F,G,H,K	AU3	<b>DOOR LOCK SYSTEM, POWER:</b> (Incl w/1SC, LS or LT Decor ) (Available w/1SA or 1SB) w/LS or LT Decor or 1SC w/1SA or 1SB
		<b>EMISSIONS: (Refer Emission Requirement Tab Section)</b>
	FE9	Federal Emission Requirements
	NG1	New York/Massachusetts State Emission Requirements
	YF5	California Emission Requirements
	NB8	California Emission or New York/Massachusetts State Emission Override (Reqs FE9 Federal Emissions)
	NC7	Federal Emission Override (Reqs YF5 California or NG1 New York/Massachusetts State Emissions)
	L35	<b>ENGINE:</b> Vortec 4300 V6 (262 Cu In)-SFI (Incls Eng Oil Cooler, H.D. Radiator and Trans Oil Cooler)
C,F,G,H,K	B37	<b>FLOOR MATS:</b> Front and Rear, Color-Keyed (Included w/1SC, LS and LT Decor) w/LS or LT Decor or 1SC w/ZP5 and 1SA or 1SB w/ZP7 or ZP8 and 1SA or 1SB
C,F,G,H,K	AJ1	<b>GLASS, DEEP TINTED:</b> Solar-Ray (Incl w/1SC, LS or LT Decor) w/1SC, LS or LT Decor w/1SA or 1SB
		<b>GVWR RATINGS: (MUST SPECIFY ONE)</b>
	C6M	5950 Lbs (CM11006 Only)
	C5M	6100 Lbs (CL11006 Only)
	C36	<b>HEATER:</b> Rear
G,H,K	AU0	<b>LOCK:</b> Keyless Remote (Incl w/LT Decor or 1SG or 1SH) (Reqs AU3 Power Door Locks w/1SA or 1SB) w/LT Decor or 1SG or 1SH w/Base Decor or 1SF
G,H,K	D48	<b>MIRRORS:</b> Below-Eye-Line Exterior, Electric Remote, Black (Incl w/1SG or 1SH and LT Decor) (Avail w/1SC) w/LT Decor or 1SG or 1SH w/1SC
C,F,G,H,K	B74	<b>MOLDING:</b> Body-Side (Incl w/1SC, LS or LT Decor) (Reqs Base Decor) w/LS or LT Decor or 1SC w/1SA or 1SB
		<b>PAINTS, EXTERIOR:</b> (Refer Color/Trm Chart)
	ZY1	Solid
	ZY2	Two-Tone Appearance (Reqs LS or LT Decor and BX2 Cladding)
		<b>RADIO EQUIPMENT:</b> (Electronically Tuned AM/FM Stereo Radio w/Seek-Scan and Digital Clock) Standard
	UM6	Electronically Tuned AM/FM Stereo Radio w/Seek-Scan, Cassette Tape and Digital Clock
	UL0	Electronically Tuned AM/FM Stereo Radio w/Seek-Scan, Digital Clock w/Automatic Tone Control, Cassette Tape, Theft Lock and Speed Compensated Volume (N/A 1SA or 1SB)
	UN0	Electronically Tuned AM/FM Stereo Radio w/Automatic Tone Control, Compact Disc Player, Digital Clock, Theft Lock and Speed Compensated Volume (N/A 1SA or 1SB)
	UP0	Electronically Tuned AM/FM Stereo Radio w/Seek-Scan, Stereo Cassette Tape w/Search and Repeat, Automatic Tone Control, Compact Disc Player and Digital Clock (N/A 1SA or 1SB)
	UK6	Rear Seat Radio Controls and Jacks (Reqs UL0 Radio) (N/A Base Decor)

# ASTRO (PASSENGER VAN)

## ADDITIONAL OPTIONS


INCL W/PEG	OPTION	
		<b>SEATING ARRANGEMENTS: Adjustable</b>
	ZP7	7-Person Seating, 4 High Back Bucket Seats (Incls Seat Back Recliner) and 3-Passenger Bench (Incls AN0 Seat Pkg) (N/A w/Vinyl Seats) w/LT Decor w/LS Decor w/1SC w/1SA or 1SB
C,F,G,H,K	ZP8	8-Person Seating, 2 Front High Back Reclining Bucket Seats and Two 3-Passenger Bench Seats (Incl w/1SC, LS or LT Decor) (Avail w/Base Decor) w/1SC, LS or LT Decor w/1SA or 1SB
		<b>SEAT, POWER:</b>
H,K	AG1	6-Way, Driver's (Included w/1SH or LT Decor) (Available w/YC6 or 1SB/1SC Cloth Trim Only) w/1SH or LT Decor w/1SF or 1SG or Base Decor
	AG2	6-Way, Passenger (Reqs AG1 6-Way Power Driver's Seat) (Deletes Front Underseat Storage Compartment)
	AV5	<b>SEAT: High Back Buckets</b>
C,F,G,H,K	AN0	<b>SEAT PACKAGE:</b> (Incls Inboard/Outboard Armrests, Map Pocket, Manually Adjustable Lumbar Support) (Incl w/1SC, LS /LT Decor or ZP7 and YC5) (Avail w/1SB and ZP5/ZP8) (Reqs Cloth Trim) w/1SC, LS/LT Decor or YC5 & ZP7 w/1SB & ZP5/ZP8
		<b>STEERING WHEEL: Black Leather Wrapped (Incl w/LT Decor) (Avail w/LS Decor)</b>
K	NP5	w/LT Decor w/LS Decor
	FE2	<b>SUSPENSION PACKAGE: Touring (CM11006 Only)</b> (Incls Front and Rear Gas Shock Absorbers, Rear Stabilizer Shaft and P235/65 R-15 Touring WOL Tires) (Reqs PF3 w/LT Decor) <b>TIRES: Tubeless, All Seasons Steel Belted Radial (Incls Front, Rear and Compact Spare)</b> (B/W=Blackwall, W/S=White Stripe, WOL=White Outlined Lettered)
	QCU	P215/75R15 B/W
	QCM	P215/75R15 WOL
	QCV	P215/75R15 W/S (N/A PF3 Wheels)
	Z82	<b>TRAILERING SPECIAL EQUIPMENT: Heavy-Duty (Incls Platform Trailer Hitch and 7-Wire Wiring Harness)</b>
	M30	<b>TRANSMISSION: 4-Speed Electronically Controlled Automatic w/Overdrive</b>
		<b>WHEELS:</b>
H,K	PF3	Aluminum, Brushed (Incl w/1SH or LT Decor) w/1SH or LT Decor w/1SC, 1SF or 1SG w/1SA or 1SB
	PC2	Styled, Steel, Chrome Appearance w/1SH or LT Decor w/1SC, 1SF or 1SG w/1SA or 1SB
C,F,G	PA6	Styled, Steel, Painted Silver (Incl w/1SC and LS Decor) (Avail w/Base Decor) w/1SC, 1SF or 1SG w/1SA or 1SB

**ASTRO  
(Passenger)**


**AVAILABLE WINDOW/DOOR ARRANGEMENTS**  
(See Option Section For Restrictions)

**STANDARD (Includes RH and LH Rear Quarter Windows)**

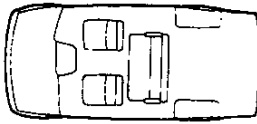
**STANDARD (w/ZW9)**



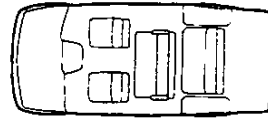
**OPTIONAL (w/E54 Dutch Doors)**



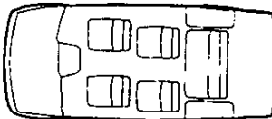
**AVAILABLE SEATING ARRANGEMENTS**  
(One Seating Arrangement Option Must Be Specified)  
(See Interior and Exterior Chart for Restrictions)



**w/ZP5**  
**Standard 5-Person Seating**  
Includes High Back Reclining Buckets  
(2 Front) and Standard  
3-Passenger Adjustable Bench Seat.



**w/ZP8**  
**8-Person Seating**  
(Std w/LS and LT Decor)  
  
w/Base or LS Decor  
Includes 2 High Back  
Reclining Buckets  
and Two 3-Passenger  
Adjustable Bench Seats.




**w/ZP7**  
**7-Person Seating**  
  
w/Base or LS Decor  
Includes 4 High Back Reclining Buckets  
(2 Front and 2 Mid-Ship) and  
a 3-Passenger Adjustable  
Bench Seat.

**w/ LT Decor**  
Includes 2 Reclining Bucket  
Seats and 2 Split Back  
Reclining 3-Passenger  
Adjustable Bench Seats  
with Folding Armrests.


**w/ LT Decor**  
Includes 4 Reclining Bucket Seats  
(2 Front and 2 Mid-Ship) and  
a Split Back Reclining 3-Passenger  
Adjustable Seat with Folding Armrests.

**ASTRO  
(Passenger)  
PAINT APPLICATIONS  
WITH ZY1 SOLID PAINT AND ZY2 TWO-TONE APPEARANCE**


**SOLID PAINT - ZY1  
Base Decor**



**SOLID PAINT WITH CLADDING - ZY1  
(LS and LT Decor Only)**



**TWO-TONE APPEARANCE - ZY2  
(LS and LT Decor Only)**



# ASTRO (Passenger)

## INTERIOR AND EXTERIOR COLOR AVAILABILITY CHART

**PLEASE NOTE:** Below are the interior trim color and exterior paint combinations *recommended* by Chevrolet. They are the only available interior and exterior combinations allowed.

### \*BASE/LS DECOR WITH ZY1 PAINT (WITHOUT CLADDING)

TRIM LEVEL Seat Type	SEAT OPT	INTERIOR COLORS			
		GRAY	NAVY	NEUTRAL	**RUBY
Custom Vinyl High Back Reclining Bucket Seats	AV5	13W	26W	52W	79W
Custom Cloth High Back Reclining Bucket Seats		13G	26G	52G	79G

EXTERIOR COLORS w/ZY1 PAINT APPLICATION	Color Code 1	Paint Application	RECOMMENDED INTERIOR TRIM COLORS			
AUTUMNWOOD, LT (Met)	55U	ZY1			x	
BLUE, MEDIUM (Met)	37U	ZY1	x	x		
BLUE, TEAL (Met)	36U	ZY1	x		x	
CHERRY ICE (Met)	59U	ZY1	x			x
GREEN, EMERALD (Met)	43U	ZY1	x		x	
GREEN, MEDIUM LICHEN (Met)	47U	ZY1	x		x	
RED, BURNT (Met)	76U	ZY1	x		x	x
SILVER, STERLING (Met)	15U	ZY1	x	x		x
TEAL, LT (Met)	34U	ZY1	x		x	
WHITE, IVORY	10U	ZY1	x	x	x	x

### \*LS DECOR WITH ZY1 PAINT (AVAILABLE WITH CLADDING\*\*\*)

EXTERIOR COLORS w/ZY1 PAINT APPLICATION	Color Code 1	Paint Application	RECOMMENDED INTERIOR TRIM COLORS			
AUTUMNWOOD, LT (Met)	55U	ZY1			x	
BLUE, MEDIUM (Met)	37U	ZY1	x	x		
BLUE, TEAL (Met)	36U	ZY1	x		x	
CHERRY ICE (Met)	59U	ZY1	x			x
SILVER, STERLING (Met)	15U	ZY1	x	x		x

### \*LS DECOR WITH ZY2 TWO-TONE APPEARANCE (REQS BX2 CLADDING\*\*\*)

EXTERIOR COLORS w/ZY2 PAINT APPLICATION	Color Code 1	***Color Code 2	Paint Application	RECOMMENDED INTERIOR TRIM COLORS			
AUTUMNWOOD, Lt (Met)/Cherry Ice (Met)	55U	59Q	ZY2				x
BLUE, MEDIUM (Met)/Silver, Sterling (Met)	37U	15Q	ZY2	x	x		
BLUE, TEAL (Met)/Autumnwood, Lt (Met)	36U	55Q	ZY2			x	
BLUE, TEAL (Met)/Silver, Sterling (Met)	36U	15Q	ZY2	x			
CHERRY ICE (Met)/Autumnwood, Lt (Met)	59U	55Q	ZY2			x	x
CHERRY ICE (Met)/Silver, Sterling (Met)	59U	15Q	ZY2	x			
GREEN, EMERALD (Met)/Autumnwood, Lt	43U	55Q	ZY2			x	
GREEN, EMERALD (Met)/Silver, Sterling (Met)	43U	15Q	ZY2	x			
GREEN, MED LICHEN (Met)/Silver, Sterling (Met)	47U	15Q	ZY2	x			
RED, BURNT (Met)/Autumnwood, Lt (Met)	76U	55Q	ZY2			x	x
RED, BURNT (Met)/Silver, Sterling (Met)	76U	15Q	ZY2	x			x
SILVER, STERLING (Met)/Blue, Medium (Met)	15U	37Q	ZY2	x	x		
SILVER, STERLING (Met)/Cherry Ice (Met)	15U	59Q	ZY2				x
TEAL, LT (Met)/Blue, Teal (Met)	34U	36Q	ZY2	x		x	
TEAL, LT (Met)/Silver, Sterling (Met)	34U	15Q	ZY2	x			
WHITE, IVORY/Autumnwood, Lt (Met)	10U	55Q	ZY2			x	
WHITE, IVORY/Silver, Sterling (Met)	10U	15Q	ZY2	x	x		x

- \* Astro LS Decor Reqs Cloth Trim
- \*\* Ruby Interior N/A w/ZP5 5-Passenger Seating
- \*\*\* Option BX2 Must Be Ordered as a (+) Plus Option
- \*\*\*\* Color Code 2 Must Be Ordered as a (+) Plus Option

REVISED: 1-29-96

1996 ORDER GUIDE

ASTRO PASSENGER

Page 9

Prices Shown Are Manufacturer's Suggested Retail Prices (MSRP) At The Time Of Publication. These Prices Are To Be Used Only As An Aid To Inventory Management Since MSRP Figures Change Periodically. The Vehicle Price Schedule Is The Official Pricing Documentation Of Chevrolet Motor Division And Should Be Used In Discussing Vehicle Prices With Potential Buyers. The Model Prices Shown In The Order Guide Include The Destination Freight Charges.

# ASTRO (Passenger)

## INTERIOR AND EXTERIOR COLOR AVAILABILITY CHART

**PLEASE NOTE:** Below are the interior trim color and exterior paint combinations *recommended* by Chevrolet. They are the only available interior and exterior combinations allowed.

### LT DECOR WITH ZY1 PAINT (AVAILABLE WITHOUT CLADDING)

TRIM LEVEL Seat Type		Seat Option	INTERIOR COLORS	
Special Cloth High Back Reclining Front Bucket Seats			Gray	Neutral
		AV5	13H	52H

EXTERIOR COLORS w/ZY1 PAINT	Color Code <sup>1</sup>	Paint Application	RECOMMENDED INTERIOR TRIM COLORS		STRIPE COLORS
AUTUMNWOOD, LT (Met)	55U	ZY1		x	AUTUMNWOOD
BLUE, MEDIUM (Met)	37U	ZY1	x		GRAY
BLUE, TEAL (Met)	36U	ZY1		x	AUTUMNWOOD
BLUE, TEAL (Met)	36U	ZY1	x		GRAY
CHERRY ICE (Met)	59U	ZY1		x	AUTUMNWOOD
CHERRY ICE (Met)	59U	ZY1	x		GRAY
GREEN, EMERALD (Met)	43U	ZY1		x	AUTUMNWOOD
GREEN, EMERALD (Met)	43U	ZY1	x		GRAY
GREEN, MEDIUM LICHEN (Met)	47U	ZY1		x	AUTUMNWOOD
GREEN, MEDIUM LICHEN (Met)	47U	ZY1	x		GRAY
RED, BURNT (Met)	76U	ZY1		x	AUTUMNWOOD
RED, BURNT (Met)	76U	ZY1	x		GRAY
SILVER, STERLING (Met)	15U	ZY1	x		GRAY
TEAL, LT (Met)	34U	ZY1		x	AUTUMNWOOD
TEAL, LT (Met)	34U	ZY1	x		GRAY
WHITE, IVORY	10U	ZY1		x	AUTUMNWOOD
WHITE, IVORY	10U	ZY1	x		GRAY

### LT DECOR WITH ZY1 PAINT (AVAILABLE WITH CLADDING\*\*)

EXTERIOR COLORS w/ZY1 PAINT	Color Code <sup>1</sup>	Paint Application	RECOMMENDED INTERIOR TRIM COLORS		STRIPE COLORS
AUTUMNWOOD, LT (Met)	55U	ZY1		x	AUTUMNWOOD
BLUE, MEDIUM (Met)	37U	ZY1	x		GRAY
BLUE, TEAL (Met)	36U	ZY1		x	AUTUMNWOOD
BLUE, TEAL (Met)	36U	ZY1	x		GRAY
CHERRY ICE (Met)	59U	ZY1	x		GRAY
CHERRY ICE (Met)	59U	ZY1		x	AUTUMNWOOD
SILVER, STERLING (MET)	15U	ZY1	x		GRAY

### LT DECOR WITH ZY2 TWO-TONE APPEARANCE (REQS BX2 CLADDING\*\*)

EXTERIOR COLORS w/ZY2 PAINT	Color Code 1	**Color Code 2	Paint Application	RECOMMENDED INTERIOR TRIM COLORS		STRIPE COLORS
BLUE, MEDIUM/Silver, Sterling (Met)	37U	15Q	ZY2	x		GRAY
BLUE, TEAL (Met)/Autumnwood, Lt (Met)	36U	55Q	ZY2		x	AUTUMNWOOD
BLUE, TEAL (Met)/Silver, Sterling (Met)	36U	15Q	ZY2	x		GRAY
CHERRY ICE (Met)/Autumnwood, Lt (Met)	59U	55Q	ZY2		x	AUTUMNWOOD
CHERRY ICE (Met)/Silver, Sterling (Met)	59U	15Q	ZY2	x		GRAY
GREEN, EMERALD (Met)/Autumnwood, Lt (Met)	43U	55Q	ZY2		x	AUTUMNWOOD
GREEN, EMERALD (Met)/Silver, Sterling (Met)	43U	15Q	ZY2	x		GRAY
GREEN, MED LICHEN (Met)/Silver, Sterling (Met)	47U	15Q	ZY2	x		GRAY
RED, BURNT (Met)/Autumnwood, Lt (Met)	76U	55Q	ZY2	x	x	AUTUMNWOOD
RED, BURNT (Met)/Silver, Sterling (Met)	76U	15Q	ZY2	x	x	GRAY
TEAL, LT (Met)/Blue, Teal (Met)	34U	36Q	ZY2		x	AUTUMNWOOD
TEAL, LT (Met)/Blue, Teal (Met)	34U	36Q	ZY2	x		GRAY
TEAL, LT (Met)/Silver, Sterling (Met)	34U	15Q	ZY2	x		GRAY
WHITE, IVORY/Autumnwood, Lt (Met)	10U	55Q	ZY2		x	AUTUMNWOOD
WHITE, IVORY/Silver, Sterling (Met)	10U	15Q	ZY2	x		GRAY

\* Color Code 2 Must Be Ordered as a (+) Plus Option  
 \*\* Option BX2 Must Be Ordered as a (+) Plus Option