



1974

### SPORTVAN MODEL SELECTOR



**110' WB**

Series	Model Number		Body Ordering Code	
	110' WB	125' WB	Sportvan	Beauville Sportvan
<b>G10</b>	CG11006	CG11306	ZW9	E94
<b>G20</b>	CG21006	CG21306	ZW9	E94
<b>G30</b>	—	CG31306	ZW9	E94



**125' WB**

# SPORTVAN

## STANDARD SPECIFICATIONS

(See Blue Tab Section for Specification Details)

Series	G10	G20	G30
<b>Engine</b>			
Base equip—6 cyl. ....	250-6	250-6	250-6
—8 cyl.—110' WB ...	350-V8 (2-bbl.)	350-V8 (4-bbl.)	—
—125' WB ...	350-V8 (4-bbl.)	350-V8 (4-bbl.)	350-V8 (4-bbl.)
Clutch—6 cyl. ....	10", 100 sq. in.	10", 100 sq. in.	11", 124 sq. in.
—8 cyl.—110' WB ...	11", 124 sq. in.	12", 150 sq. in.	—
—125' WB ...	12", 150 sq. in.	12", 150 sq. in.	12", 150 sq. in.
Air Cleaner .....	Oiled-paper element		
Oil Filter .....	Throw-away type; 1 qt.		
Exhaust System .....	Single; aluminized		
Emission Control Systems .....	*Meets Government Requirements		
<b>Suspension, Front</b>	Independent; Coil Spring		
Capacity .....	3000 lb.	3200 lb.	3900 lb.
Springs @ ground .....	1550 lb. ea.	1600 lb. ea.	1700 lb. ea.
Shock Absorbers .....	1" dia.	1" dia.	1" dia.
<b>Suspension, Rear</b>	Hypoid; Two-stage multi-leaf springs		
Axle Capacity .....	3100 lb.	3500 lb.	5700 lb.
Axle Ratio—6 cyl. ....	3.73	4.11	4.10
—8 cyl. ....	3.40	3.40	4.10
Springs @ ground .....	1600 lb. ea.	1700 lb. ea.	2100 lb. ea.
Shock Absorbers .....	1" dia.	1" dia.	1" dia.
<b>Brakes</b>	Hydraulic; Self-adjusting		
Front .....	Disc; 11.00" rotor	Disc; 11.86" rotor	Disc; 12.5" rotor
Rear .....	Drum; 11" x 2"	Drum; 11.15" x 2.75"	Drum; 13" x 2.5"
Booster .....	Single Diaphragm	Dual Diaphragm	Dual Diaphragm
Parking .....	Cable to Rear Wheels		
<b>Electrical</b>	12-Volt; negative ground		
Battery—6 cyl. ....	45 amp. hr.; 2300 watts @ 0°F.		
—8 cyl. ....	61 amp. hr.; 2900 watts @ 0°F.		
Dalcotron Generator ..	37 amp.		
<b>Frame</b> .....	Integral body-frame		
<b>Fuel Tank (Nominal Capacity)</b> .....	21 gal.		
<b>Steering Gear Type</b> .....	Recirculating ball		
<b>Linkage</b> .....	Parallelogram		
<b>Transmission</b> .....	Fully synchronized 3-speed		
<b>Shift Location</b> .....	Steering Column		
<b>Tires—110' WB</b> .....	(5) F78-14B (4PR)	(4) G78-15B (4PR)	—
—125' WB .....	(5) G78-14B (4PR)	(4) G78-15B (4PR)	(4) 8.00-16.5C (6PR)
<b>Wheels</b> .....	(5) Disc 14" x 6"	(5) Disc 15" x 6"	(5) Disc 16.5" x 6.75"

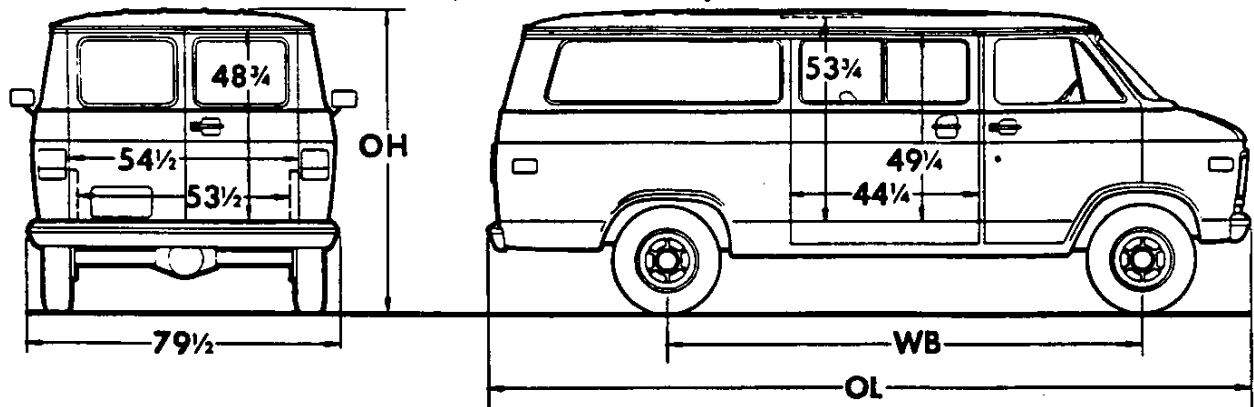
\*See Engine & Cooling Section for specific types used

# SPORTVAN

Body Ordering Codes:

ZW9—Sportvan

†E94—Beauville Sportvan



- ★Side slide-in opening clearance 44 1/4"; max. box cargo height 49 1/4" with standard front passenger seat.
- ★★Rear slide-in opening clearance 52" with spare tire in position or 53 1/4" with spare tire removed.

Series	WB	√Ground Clearance (in) Δ	
		Front	Rear
G10	110	8 1/4	6 3/4
	125	8 1/2	7
G20	110	8 3/4	7 1/4
	125	8 3/4	7 1/4
G30	125	9 3/4	8 1/4

Models	Engine No. Cyl.	Dimensions (in) Δ			†Curb Weights (lb)			†Model Weights (lb)*		
		WB	OL	OH	Front	Rear	Total	Front	Rear	Total††

## G10 SERIES

CG11006	6	110	177	79 1/2	2100	1706	3806	2495	2061	4706
	8				2220	1726	3946	2615	2081	4846
CG11306	6	125	201	79 1/2	2177	1797	3974	2612	2112	4874
	8				2298	1820	4118	2733	2135	5018

## G20 SERIES

CG21006	6	110	177	80	2150	1711	3861	2545	2066	4761
	8				2274	1731	4005	2669	2086	4905
CG21306	6	125	201	80	2216	1805	4021	2651	2120	4921
	8				2337	1828	4165	2772	2143	5065

## G30 SERIES

CG31306	6	125	201	81	2271	2060	4331	2706	2375	5231
	8				2392	2083	4475	2827	2398	5375

ΔDimensions with std equipment, unloaded.

\*Model Weight includes curb weight plus occupants (standard seating capacity x 150 lbs).

†Curb Weights and Model weights shown are for models with ZW9 Sportvan body. For models with E94 Beauville Sportvan body add:

G110-210 models—Front 20 lb; Rear 143 lb; Total 163 lb.

G113-213-313 models—Front 18 lb; Rear 195 lb; Total 213 lb.


††Total also includes 150 lbs. minimum payload allowance.

## SPORTVAN—STANDARD MODEL—BODY ORDERING CODE ZW9

The standard model includes the following items as standard equipment.

## EXTERIOR FEATURES


- **Bright Appearance Items:**
  - "Chevrolet" emblem: Mounted center of grille with bright outer edge and ochre paint fill.
  - "Chevrolet" nameplate: Mounted on LH rear door.
  - Door entry handles.
  - Door lock cylinder assemblies.
  - Flip-out LH front quarter window and RH sliding side door window frames.
  - "Sportvan and Series" nameplate: Mounted on front side panels.
  - RH and LH mirrors.
- **Bumpers:** Front and rear; painted white.
- **Color:** See Exterior and Interior color selection chart.
- **Doors:** RH and LH front side doors; RH sliding side load door; RH and LH rear load doors.
- **Door Opening and Locking Methods:**
  - Front side doors; outside pushbutton latch release in door handle with separate key lock; with keyless outside locking feature.
  - Sliding side load door; turning outside handle in a counter-clockwise direction releases both front and rear latches; to close door, reverse procedure; for opening and closing of door from inside, reverse outside procedure; door is locked from outside through a separate key lock.
  - RH and LH rear doors; pushbutton latch release in RH door handle opens door, and after opening RH door, LH door latch is released by lower inside lift handle; separate key lock cylinder in RH door.
- **Glass:**
  - Windshield.
  - RH and LH front side door drop glass and pivoting ventipanes.
  - Double flip-out glass in sliding side door and same on opposite side.
  - Stationary glass in each rear quarter window and in each rear door.
- **Grille:** Painted; outer area white and inner area black.



- **Hub Caps:** Painted white with black and ochre trim.
- **Keys:** Two key system, using separate key for ignition switch and door locks.
- **Lights:**
  - Backup lamps: two rear (integral with taillamps).
  - Combination parking/direction/hazard; two front.
  - Combination tail/stop/direction/hazard; two rear.
  - Headlamps: two; Power Beam.
  - License Plate: Single rear.
  - Side Marker Lamps and Reflectors: Two front and two rear.
- **Mirror:** RH and LH chrome fixed arm with 4½" x 6" head.
- **Horns:** Dual; low- and high-note electric.
- **Tools:** Mechanical jack, wheel wrench.
- **Undercoating:** On body rocker panels, step panels, and wheelhousings.
- **Windshield Wipers and Washers:** Electric; 2-speed wipers with matte finish on exposed metal portions.

## INTERIOR FEATURES

- **Air Vents:** RH and LH; individually controlled.
- **Arm Rests:** RH and LH side door and rear seat; padded.
- **Ash Tray:** Mounted in top of engine cover and in rear seat armrests; with covers.
- **Coat Hook:** LH side.
- **Colors:**
  - Paint: same as main exterior color choice.
  - Trim: color choice of pearl gray, slate blue, saddle and slate green.
- **Door Locks:** Inside pushbutton lock/release (except rear doors).
- **Door Seals:** Closed-cell-type rubber.
- **Floor Mats:** Embossed black rubber; front floor area, front wheelhousings and center rear floor area.
- **Glove Box:** Located on front face of engine cover; without door.
- **Headliner:** Parchment-colored perforated hardboard; driver area.
- **Heater and Defroster:** Deluxe-air.
- **Instruments**
  - Gauges: Speedometer, odometer, and fuel.
  - Switches: Exterior lamps, instrument lamps and dome lamps; wiper-washer; headlamp beam (foot); ignition; direction signal with lane change position; hazard warning.
  - Warning Lamps: Generator, oil pressure, engine temperature, brake system warning, direction signals and high beam.
- **Instrument Cluster Bright Trim:** Outer edge of face plate and instrument bezels.
- **Instrument Panel Control Knobs:** Soft black plastic (except heater and washer-wiper controls). White graphic identification.
- **Interior Lights:** Instruments, front and rear dome with bright trim; operated by main switch.
- **Insulation and Sound Deadening Material:** Dash (firewall), front floor panel, and between engine cover walls.




- **Mirror, Rear View:** 10" vinyl-edged prismatic.
- **Safety Step Pads:** Front and sliding side door step panels.
- **Seats:** Front bucket driver and passenger; rear, full-width 3-passenger; all-vinyl trim; foam padded.
- **Seat Belts:** Pushbutton release; driver, front passenger and all rear seat positions. Outboard retractors provided for driver and front passenger positions.
- **Steering Wheel:** Oval 17" x 17½", black wheel with 2-spoke design.
- **Sunshades:** RH and LH padded.
- **Spare Tire Carrier:** RH rear side.
- **Trim Panels:** Painted metal with decorative embossments; front side doors and sliding side door.

## SPORTVAN CUSTOM APPEARANCE EQUIPMENT OPTION—RPO Z61

(This option includes all exterior items listed for the standard model plus the following additions or substitutions)


- **Bright Appearance Items: Exterior**
  - "Custom Sportvan/Series" Nameplates mounted on front side panels
  - Chrome grille with black paint trim
  - Chrome hub caps
  - Lower body side and rear moldings with black paint trim
  - Headlamp and taillamp bezels



## CUSTOM COMFORT EQUIPMENT OPTION—RPO Z62

(This option includes all interior items listed for the standard model plus the following additions or substitutions)

- **Bright Appearance Items: Interior**
  - Roof bow garnish moldings
- **Cigarette Lighter**
- **Coat Hooks: LH and RH side, above rear quarter windows**
- **Floor Coverings: Color-keyed rubber; for entire floor area, including front and rear wheelhousings.**
- **Headliner: Parchment-colored perforated hardboard; full length; includes bright roof bow trim**
- **Spare Tire Cover: Black vinyl**
- **Trim Panels: Vinyl-coated embossed hardboard; on doors and side panels**



## BEAUVILLE SPORTVAN MODEL—BODY ORDERING CODE E94

(This model includes all items listed for the Custom Appearance and Custom Comfort options plus the following additions or substitutions)


### EXTERIOR FEATURES

- **Bright Appearance Items:**
  - "Beauville Sportvan/Series" nameplates mounted on front side panels.
  - Chrome front and rear bumpers.
  - Reveal moldings around windshield.
  - Trim for side marker lamps and reflectors.
  - Ventipane frames in front side doors.
- **Special Side Marker Lamps and Reflectors: RH and LH front and rear.**




### INTERIOR FEATURES

- **Bright Appearance Items.**
  - "Beauville" nameplate with woodgrain insert: Mounted RH side of instrument panel.
  - Trim on door and sidewall trim panels.
- **Carpeting: Color-keyed; over entire floor area including front and rear wheel housings.**
- **Instrument Cluster Face Plate: Woodgrain trimmed.**
- **Insulation: On center and rear floor panels, on front and rear wheelhousings, on entire roof, on engine cover extension and on underside of instrument panel crown.**
- **Seats: Choice of embossed and sewn elk grain vinyl covers with cara-grain vinyl facings and bolsters in pearl gray or saddle, or sewn plaid cloth covers with cara-grain vinyl facings and bolsters in slate blue, saddle, or avocado.**
- **Trim Panels: All doors and sidewalls: embossed vinyl with woodgrain inserts and bright trim. (When plaid cloth seat trim is ordered, plaid vinyl inserts replace woodgrain inserts.)**



## BODY CONSTRUCTION FEATURES



The all-steel, Chevy Van and Sportvan bodies feature body-frame integral construction for outstanding structural rigidity and excellent durability. The basic bodies of either the nominal 15 foot (110" WB) or 17 foot (125" WB) models are comprised of an underbody structure, front end structure, left and right hand side panel structures, and a roof panel structure.

Longitudinal side rails, cross sills, and outriggers form the integral frame to which front and rear floor panels are welded, completing the underbody structure. Main structural members are of heavy-gauge steel. A step well is incorporated in the underbody in the area adjacent to the base side load door to provide convenient entry and exit.

The front end structure incorporates an engine compartment with outside opening hood panel which affords quick and easy access to the engine, radiator, battery, brake master cylinder and windshield washer reservoir. The radiator support upper tie bar and baffles are mechanically attached to facilitate engine removal. A plenum chamber with high-level air intake is utilized in the front end structure to assure a plentiful supply of dry, outside air for interior heating and ventilating as well as to add rigidity to the overall body structure. Air outlets to the interior are provided on the left hand and right hand sides by manually controlled doors.

Side panel structures are comprised basically of seamless, one-piece outer panels reinforced with vertical strainers and welded to roof rails at the top and to rocker panels at the bottom. Left hand side panel structures utilize three vertical strainers, with a fourth strainer added for 17-foot bodies. Right hand side panel structures, which are smaller because of the provision for the base side load door, are reinforced with one vertical strainer in 15-foot body applications and two strainers in 17-foot body applications. Two window openings are incorporated in the left hand side panel for all Sportvans, or for Chevy Vans with optional body glass; the right hand side panel for these models has one window. Provision is made at the rear of the left hand side panel for incorporation of a door to conceal the fuel tank filler.

Roof panels are of one-piece design and are embossed with six longitudinal stiffening ribs. Four roof bows support the 15-foot body

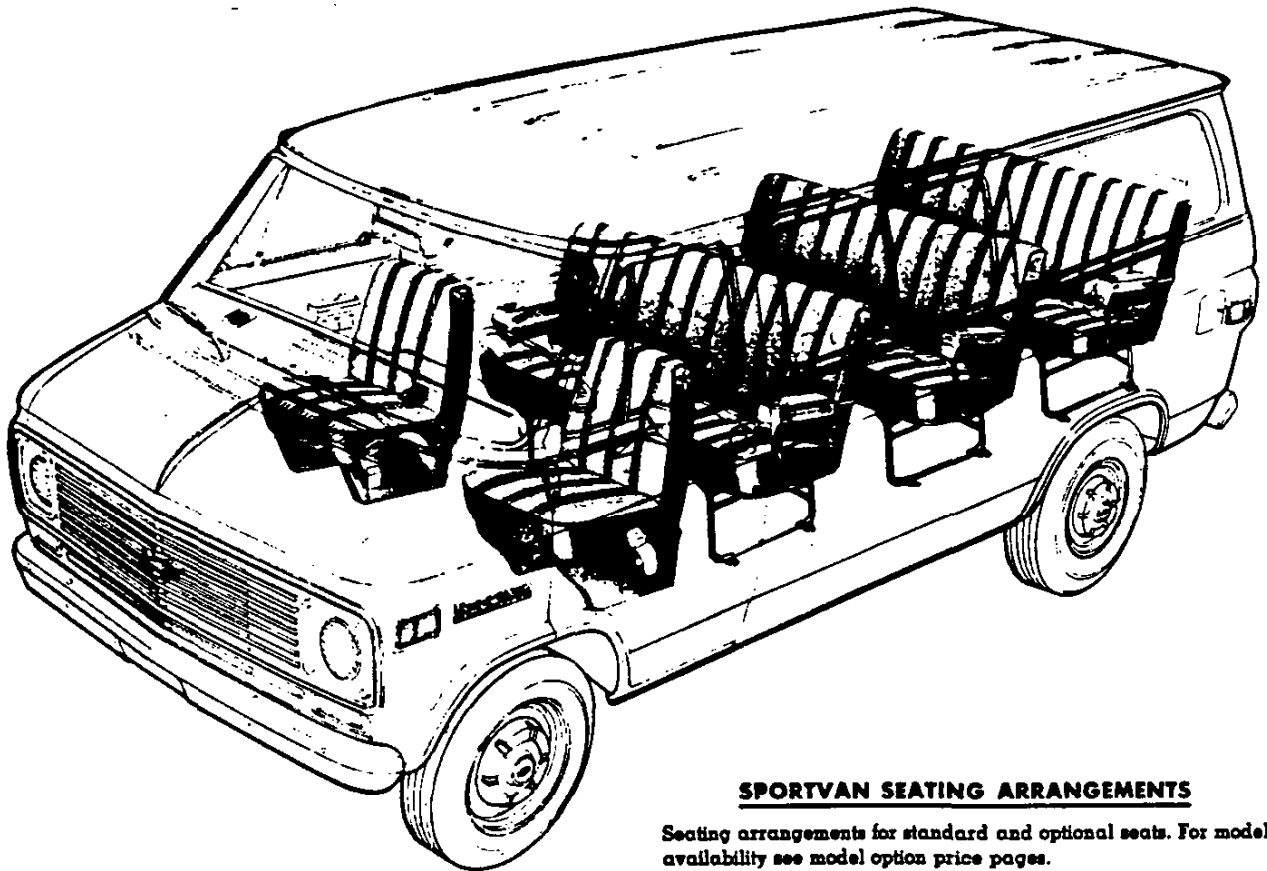
roof panel, while five roof bows are used for the 17-foot body.

Special attention is given to corrosion prevention during the construction and final finishing of the Chevy Van/Sportvan body. The following body design features occur during the construction of the body:

1. Use of galvanized steel for body components especially subject to corrosion.
2. Use of one-piece outer panels to minimize exterior joints where corrosion might collect.
3. Use of heavy-gauge steel for main underbody components.
4. Use of weld-through sealers in the assembly process to assure strong welds.

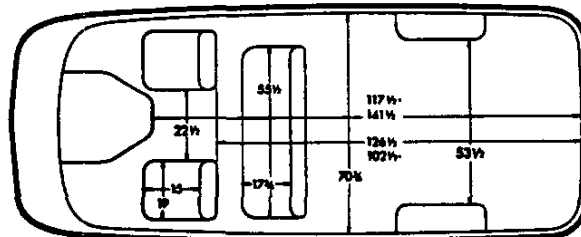
After body construction is completed, additional corrosion preventative steps are taken in the final finishing operation. The following occur:

1. The body and doors are thoroughly cleaned by processing them through a 7-stage zinc phosphate washer.
2. Next, the body and doors are primed by the Elpo electrocoating process which is the deposition of an electrically charged colloidal paint using an electric current. Electrocoating assures uniform application of primer even on surfaces normally inaccessible. In the process, the body and doors are submerged in an emulsion of water and paint; the emulsion is then negatively charged, causing the paint to adhere to the metal. Paint film thickness is accurately controlled by the amount of voltage.
3. Sealers are then applied to all critical interior-exterior joints.
4. Undersurfaces of the wheelhousings are then sprayed with zinc chromate primer.
5. Undercoating is sprayed on the undersurfaces of the wheelhousings, front door step panels and body rocker panels.
6. Finally, the body and doors are painted with enamel.

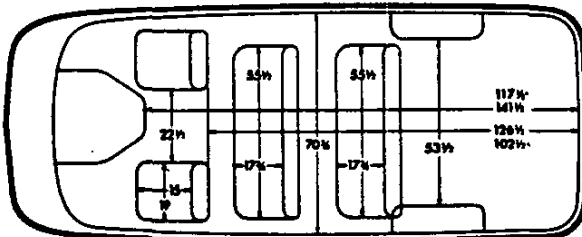


### SPORTVAN SEATING ARRANGEMENTS

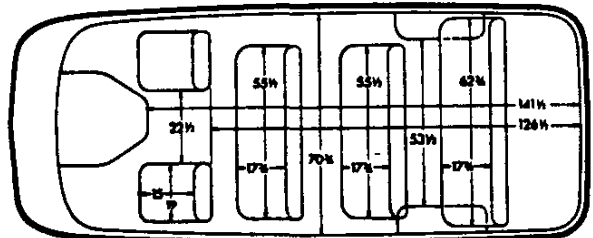
Seating arrangements for standard and optional seats. For model availability see model option price pages.



STANDARD 3 PASSENGER (125" WB)



OPTIONAL 3 PASSENGER (125" WB)



OPTIONAL 12 PASSENGER (G-30 ONLY)

© 1974 WB MODELS

### INSTRUMENTS

The standard instrument cluster has a black crackle finish faceplate with bright trim on the perimeter and around the three instrument openings. Housed in the left hand opening is the speedometer, odometer, and high beam indicator light. The central opening contains a decorative plate on which is centered the brake system warning light; below this opening are the left and right hand turn signal lights. The fuel gauge plus generator, temperature, and oil pressure warning lights are housed in the right hand opening. A similar instrument cluster with ammeter, oil pressure gauge, and temperature gauge is available as RPO Z53. To the left of the instrument cluster are the windshield washer-wiper controls, headlamp switch and provision for the left-hand air conditioning outlet. To the right are heater controls (or optional



heater-front air conditioning controls), provision for the optional rear air conditioning control, and provision for the optional cigar lighter. On Beauville Sportvan, or on any model with optional air conditioning, simulated woodgrain trim replaces the black crackle finish of the faceplate, and the bright trim is omitted from around the three instrument openings.


## TWO-TONE EXTERIOR COLOR COMBINATIONS\*

The application of paint for two-tone exterior color combinations is shown below and specified in two-tone chart.



### SPORTVANS

Frost White paint is applied between the belt line and the lower styling crease line. The remainder of the body is painted the main body color.



\*Optional at extra cost.





## GVW SELECTOR

Wheel- base (in)	Maximum Ratings			Minimum Equipment Required for Capacity Shown		
	GVW Rating (lb)	*GAWR (lb)		Tires, Front	Tires, Rear	Chassis Equipment
		Front	Rear			

### G10 SERIES

110	6200	2728	2728	F78-14B(4PR)	F78-14B(4PR)	Standard
	6400	2946	2946	G78-14B(4PR)	G78-14B(4PR)	
125	6400	2946	2946	G78-14B(4PR)	G78-14B(4PR)	

### G20 SERIES

110	5700	2946	2946	G78-15B(4PR)	G78-15B(4PR)	Standard
	6200	3200	3218	H78-15B(4PR)	H78-15B(4PR)	
125	5800	2946	2946	G78-15B(4PR)	G78-15B(4PR)	
	6400	3200	3218	H78-15B(4PR)	H78-15B(4PR)	

### G30 SERIES

125	6600	3400	3460	8.00-16.5C(6PR)	8.00-16.5C(6PR)	Standard
	7100	3400	3980	8.75-16.5C(6PR)	8.75-16.5C(6PR)	
	7300	3400	4200	8.75-16.5D(8PR)	8.75-16.5D(8PR)	
	†7800	3900	4700	8.75-16.5D(8PR)	8.75-16.5D(8PR)	†HD front (F60) and HD rear (G50) springs
	*†8300	3900	5360	8.75-16.5E(10PR)	8.75-16.5E(10PR)	†HD front (F60) and HD rear (G50) springs; Front stabilizer bar (F59)

†GAWR's shown are the maximum for each axle. When ordering a truck the total of the actual weight on both front and rear axles cannot exceed the total GVW rating.

\*GAWR—Gross Axle Weight Rating. \*V8 models only.

†HD front and rear springs, required on 7800 and 8300 GVW models, are not recommended for normal passenger carrying use, since they produce a slightly harsher ride due to the higher spring rates.

# SPORTVAN

## POWER TEAMS

ENGINES	TRANSMISSIONS	REAR AXLES	
Description and Application (Standard or Optional)	Type (Standard or Optional)	Type and Capacity	Ratios

### G10 SERIES

			Ratio	3.07	3.40	3.73
			Code	HE3	HE4	GT4
■ 250-1/SE Six (Standard Six) Engine Ordering Code LD4	3-Speed Manual (Std)—ZW4 <small>N/A California Registration on 125" wheelbase models.</small>	Chevrolet 3100★		—	X*	X(Std)
	Turbo Hydra-matic—M40 <small>N/A California Registration</small>	Chevrolet 3100★		—	X	X(Std)
● 350-2/SE V8 (Standard V8) (110" WB) Engine Ordering Code LF5	3-Speed Manual (Std)—ZW4	Chevrolet 3100★		—	X(Std)	X
	Turbo Hydra-matic—M40	Chevrolet 3100★		X(Std)	X	—
■ 350-4/SE V8 (Standard V8) (125" WB) Engine Ordering Code LS9 <small>Option LS9 (110" WB)</small>	3-Speed Manual (Std)—ZW4	Chevrolet 3100★		—	X(Std)	X
	Turbo Hydra-matic—M40	Chevrolet 3100★		X(Std)	X	—

### G20 SERIES

			Ratio	3.07	3.40	3.73	4.11
			Code	HE3	HE4	GT4	HO4
● 250-1/SE Six (Standard Six) Engine Ordering Code LD4	3-Speed Manual (Std)—ZW4	Chevrolet 3500★		—	—	X**	X(Std)
	Turbo Hydra-matic—M40	Chevrolet 3500★		—	—	X(Std)	X
■ 350-4/SE V8 (Standard V8) Engine Ordering Code LS9	3-Speed Manual (Std)—ZW4	Chevrolet 3500★		—	X(Std)	X	—
	Turbo Hydra-matic—M40	Chevrolet 3500★		X(Std)	X	—	—

### G30 SERIES

			Ratio	3.73	4.10
			Code	GT4	GT5
● 250-1/SE Six (Standard Six) Engine Ordering Code LD4	3-Speed Manual (Std)—ZW4	Chevrolet 5700♦		—	X(Std)***
	Turbo Hydra-matic—M40	Chevrolet 5700♦		—	X(Std)
■ 350-4/SE V8 (Standard V8) Engine Ordering Code LS9	3-Speed Manual (Std)—ZW4	Chevrolet 5700♦		X	X(Std)
	Turbo Hydra-matic—M40	Chevrolet 5700♦		X(Std)	X

- ★ Locking Differential rear axle also available except when 3.40 ratio is ordered.
- ♦ Locking Differential rear axle also available except when 3.73 ratio is ordered.
- Available for registration in the State of California when *California Emission Certification is ordered.*
- Not available for registration in the State of California.
- \* Not recommended for grades above 15% @ 5000 GVW or above. HD Clutch (RPO M01) required.
- \*\* Not recommended for grades above 15% @ 5500 GVW or above. HD Clutch (RPO M01) required.
- \*\*\* Not recommended for grades above 15% @ 6700 GVW or above.

### ENGINE RATINGS

*(Engine ratings shown below are S.A.E. net ratings @ 85° F)*

	250-1/SE Six	350-2/SE V8	350-4/SE V8
Net Horsepower .....	100 @ 3600 rpm	145 @ 3800 rpm	160 @ 3800 rpm
Net Torque, lb-ft .....	175 @ 1800 rpm	250 @ 2200 rpm	250 @ 2400 rpm

# SPORTVAN

## 1974 VEHICLES WITH STANDARD EQUIPMENT

Prices shown are effective with vehicles produced commencing December 13, 1973

Description	Model Number	Code	Wheel- base	Factory D&H <sup>1</sup>	List Price	Mfr's Sgt'd Retail Price*	Desti- nation Charge & Group Number	Total
<b>◆ 6-Cylinder High Torque 250-1/SE Engine—Engine Ordering Code LD4</b>								
<b>G10 Series</b>								
Sportvan.....	CG11006	ZW9	110"	12.60	3708.00	3720.60	30	_____
Sportvan.....	CG11306	ZW9	125"	13.45	3843.00	3858.45	30	_____
<b>G20 Series</b>								
Sportvan.....	CG21006	ZW9	110"	11.12	3791.00	3802.12	30	_____
Sportvan.....	CG21306	ZW9	125"	11.12	3926.00	3937.12	30	_____
<b>G30 Series</b>								
Sportvan.....	CG31306	ZW9	125"	13.16	4024.00	4037.16	30	_____
<b>◆ 8-Cylinder High Torque 350-2/SE Engine—Engine Ordering Code LF5</b>								
<b>G10 Series</b>								
Sportvan.....	CG11006	ZW9	110"	12.60	3854.00	3866.60	30	_____
Beauville Sportvan.....	CG11006	E94	110"	12.60	4219.00	4231.60	30	_____
<b>◆ 8-Cylinder High Torque 350-4/SE Engine—Engine Ordering Code LS9</b>								
<b>G10 Series</b>								
Sportvan.....	CG11306	ZW9	125"	13.45	4006.00	4019.45	30	_____
Beauville Sportvan.....	CG11306	E94	125"	13.45	4371.00	4384.45	30	_____
<b>G20 Series</b>								
Sportvan.....	CG21006	ZW9	110"	11.12	3954.00	3965.12	30	_____
Beauville Sportvan.....	CG21006	E94	110"	11.12	4319.00	4330.12	30	_____
Sportvan.....	CG21306	ZW9	125"	11.12	4089.00	4100.12	30	_____
Beauville Sportvan.....	CG21306	E94	125"	11.12	4454.00	4465.12	30	_____
<b>G30 Series</b>								
Sportvan.....	CG31306	ZW9	125"	13.16	4187.00	4200.16	30	_____
Beauville Sportvan.....	CG31306	E94	125"	13.16	4552.00	4565.16	30	_____

- ★ Manufacturer's Suggested Retail Prices do not include applicable destination charges, state and local taxes, license fees, options or accessories.  
 ◆ Refer to Power Team Chart for California Emission Certification Requirements.

<sup>1</sup> D&H amounts reflect provision for pass through of tire weight tax imposed on manufacturer or importer of tires.

# SPORTVAN

## OPTIONS AND ACCESSORIES WHEN INSTALLED BY CHEVROLET

Prices shown are effective with vehicles produced commencing December 13, 1973

Description	Added Weight (F) (R)	Option Number	Factory D&H <sup>†</sup>	List Price	Mfr's Suggested Retail Price <sup>◇</sup>
<b>POWER TEAMS AND AXLES</b>					
<i>(See Power Teams Chart for availability and complete specifications)</i>					
<b>Engine: 350-4/SE V8.</b> G10 V8 110" wheelbase only. Available for registration in the State of California when YF5 California Emission Certification is specified	4 0	LS9	N.C.	17.00	17.00
<b>Transmission: Turbo Hydra-matic.</b> Includes extra cooling on G20-30 series.					
With LD4 6-cylinder engine	24 5	M40	N.C.	246.00	246.00
With LF5 350-2/SE or LS9 350-4/SE V8 engine	36 7	M40	N.C.	246.00	246.00
<b>Axles, Rear:</b>					
Optional Ratios (See Power Teams Charts for option number selection)	0 0	...	N.C.	13.00	13.00
Locking Differential	0 4	G80	N.C.	137.00	137.00

### OTHER OPTIONS

<b>Air Cleaner: Poly-Wrap</b>	0 0	K43	N.C.	11.00	11.00
<b>Air Conditioning:</b> With V8 engine only. 110" wheelbase G10 series require use of GK or GL G78-14/B tires. 110" wheelbase G20 Beauville or 125" wheelbase G20 Sportvan series require use of HL, HM or HR H78-15/B or larger tires when AQ3 8-passenger seating is specified. 125" wheelbase G20 Beauville requires use of HL, HM or HR H78-15/B tires. Includes extra cooling and 4-position fan switch.					
<b>Front.</b> Instrument panel mounted. Includes K79 42-amp generator. Recommended for front seat area cooling only.	107 6	C60	N.C.	527.00	527.00
<b>Front and Rear.</b> Front instrument panel mounted and rear overhead systems. Includes K76 61-amp generator. Rear unit also includes additional 4-position fan switch.					
Sportvan series only	108 51	C69	N.C.	840.00	840.00
Beauville series only	111 38	C69	N.C.	840.00	840.00
<b>Battery, Heavy-Duty:</b> 12-volt, 15-plate, 80-amp-hr.					
G10 series only	12 -2	UA1	N.C.	16.00	16.00
G20-30 series only.					
Without LS9 350-4/SE engine	12 -2	UA1	N.C.	16.00	16.00
With LS9 350-4/SE engine	3 -1	UA1	N.C.	16.00	16.00
With LS9 350-4/SE engine	3 -1	UA1	N.C.	16.00	16.00
<b>Bumpers: Chromed.</b> Front and rear. Standard on Beauville	0 0	V37	N.C.	33.00	33.00
<b>California Emission Certification:</b> Includes all testing, equipment and/or certification necessary for registration in the State of California (See Power Teams Charts for availability and complete specifications)	12 0	YF5	N.C.	21.00	21.00
<b>Clutch, Heavy-Duty:</b> G10-20 series available only when LD4 250-1/SE engine and ZW4 3-speed transmission are specified.	2 1	MD1	N.C.	7.00	7.00
<b>Cooling:</b> Not available when C60 air conditioning is specified.					
<b>HD radiator only.</b> Not available on G20-30 series when M40 Turbo Hydra-matic transmission is specified.					
With LD4 250-1/SE engine	3 -1	V01	N.C.	23.50	23.50
With LF5 350-2/SE engine or LS9 350-4/SE engine	6 -1	V01	N.C.	23.50	23.50
<b>Extra HD Cooling.</b> With V8 engine only. Not available when V01 HD radiator is specified. Includes increased cooling capacity radiator and clutch-type fan.					
G10 series only	10 -1	V05	N.C.	48.00	48.00
G20-30 series only.					
Without M40 Turbo Hydra-matic transmission	11 -1	V05	N.C.	48.00	48.00
With M40 Turbo Hydra-matic transmission	4 -1	V05	N.C.	48.00	48.00
<b>Custom Appearance:</b> Standard on Beauville. Includes bright metal grille, P03 hub caps, headlight and taillight accents; B98 body side and rear lower moldings plus custom emblems	2 4	Z61	N.C.	89.00	89.00

<sup>†</sup> D&H amounts reflect provision for pass through of tire weight tax imposed on manufacturer or importer of tires.  
<sup>◇</sup> State and local taxes not included.

# SPORTVAN

## OPTIONS AND ACCESSORIES WHEN INSTALLED BY CHEVROLET

Prices shown are effective with vehicles produced commencing December 13, 1973

Description	Added Weight (F) (R)	Option Number	Factory D&H†	List Price	Mfr's Suggested Retail Price ◊
<b>OTHER OPTIONS</b>					
<b>Custom Deluxe:</b> Standard on Beauville. Includes two coat hooks; hardboard front door and side panels; full length headliner with bright roof bows; roof and rear quarter panel moldings; bright dome light trim; U37 cigar lighter; color-keyed floor mats and spare tire cover.					
110" wheelbase only.....	13 98	Z62	N.C.	208.00	208.00
G10-20 125" wheelbase only.....	12 144	Z62	N.C.	273.00	273.00
G30 125" wheelbase only.....					
Without AQ4 12-passenger seats. Also includes color-keyed rear floor area mats with insulators, rear wheelhouse mats and rear door scuff plate.....	12 144	Z62	N.C.	273.00	273.00
With AQ4 12-passenger seats. Also includes rear wheelhouse mats.....	12 144	Z62	N.C.	252.00	252.00
<b>Gauges:</b> Ammeter, temperature and oil pressure.....	2 0	Z53	N.C.	13.00	13.00
<b>Generators:</b>					
42-amp Delcotron. Included when C60 front air conditioning is specified.....	0 0	K79	N.C.	25.00	25.00
61-amp Delcotron. Included when C69 front and rear air conditioning is specified.....	0 0	K76	N.C.	33.00	33.00
<b>Glass:</b>					
Soft-Ray. Windshield only.....	0 0	A02	N.C.	14.00	14.00
Swing-Out Rear Door.....	-1 6	A18	N.C.	26.50	26.50
<b>Key Unit:</b> Separate keys for side and rear cargo doors.....	0 0	AU2	N.C.	4.50	4.50
<b>Lighter, Cigar:</b> Standard on Beauville. Included when Z62 Custom Deluxe is specified.....	0 0	U37	N.C.	5.50	5.50
<b>Mirrors, Exterior:</b> Below-Eye-Line Type. LH and RH. 7.5" x 10.5".					
Painted.....	4 0	D29	N.C.	19.50	19.50
Stainless Steel.....	5 0	DG4	N.C.	30.75	30.75
<b>Moldings, Body Side Lower:</b> Standard on Beauville series. Included when Z61 Custom Appearance is specified.....					
	1 3	B98	N.C.	55.00	55.00
<b>Paints, Exterior:</b> See Interior and Exterior Color Selection Chart for ordering information.					
Solid.....	0 0	...	N.C.	N.C.	N.C.
Two-Tone. With white secondary color between belt line and lower styling crease line.....	0 0	...	N.C.	37.75	37.75
<b>Radios:</b> Pushbutton control.					
AM.....	9 0	U63	N.C.	67.00	67.00
AM/FM.....	9 0	U69	N.C.	145.00	145.00
<b>Seat Adjuster:</b> 2-Way Manual, passenger seat only.....	3 1	A44	N.C.	6.00	6.00
<b>Seats, Rear:</b> Includes RH and LH armrests, ash trays and (3) seat belts.					
<i>One Additional Rear Seat. For 8-passenger seating. G20-30 series only.</i>					
110" wheelbase only.....	69 483	AQ3	N.C.	63.00	63.00
125" wheelbase. G20 Beauville available only when HL, HM or HR H78-15 tires are specified.....	114 438	AQ3	N.C.	63.00	63.00
<i>Two Additional Rear Seats. For 12-passenger seating. G30 series only. Available only when TC or TB 8.75-16.5/C or larger tires are specified. Also includes (4) additional rear seat belts, relocation of spare wheel behind seat on floor, rear area mat and rear door scuff plate.</i>					
G30 series except Beauville.....	68 1255	AQ4	N.C.	175.00	175.00
G30 Beauville only.....	71 1200	AQ4	N.C.	175.00	175.00
<b>Shock Absorbers, Heavy-Duty:</b> Front and Rear.....	3 4	F51	N.C.	18.00	18.00

† D&H amounts reflect provision for pass through of tire weight tax imposed on manufacturer or importer of tires.  
 ◊ State and local taxes not included.

# SPORTVAN

## OPTIONS AND ACCESSORIES WHEN INSTALLED BY CHEVROLET

Prices shown are effective with vehicles produced commencing December 13, 1973

Description	Added Weight (F) (R)	Option Number	Factory D&H <sup>1</sup>	List Price	Mfr's Suggested Retail Price <sup>2</sup>
<b>OTHER OPTIONS</b>					
<b>Springs, Heavy-Duty:</b>					
<i>Front.</i>					
Capacity 1950-lb each. G30 series only. Available only when TE or TF 8.75-16.5/D or TH or TJ 8.75-16.5/E tires and G50 HD rear springs are specified	4 0	F60	N.C.	6.50	6.50
<i>Rear.</i>					
Capacity 2100-lb each. G20 series only	0 25	G50	N.C.	11.75	11.75
Capacity 3000-lb each. G30 series only.	0 38	G50	N.C.	11.75	11.75
Without F60 HD front springs	0 38	G50	N.C.	11.75	11.75
With F60 HD front springs. Available only when TE or TF 8.75-16.5/D or TH or TJ 8.75-16.5/E tires are specified	0 38	G50	N.C.	11.75	11.75
<b>Stabilizer, Front.</b>	22 0	F59	N.C.	19.00	19.00
<b>Steering, Power.</b>	37 -5	N40	N.C.	141.00	141.00
<b>Steering Wheel:</b>					
<i>Comfortilt.</i> Available only when M40 Turbo Hydra-matic transmission is specified	4 1	N33	N.C.	58.00	58.00
<i>Custom.</i> Available only when N40 power steering and N33 comfortilt steering wheel are specified	0 0	N31	N.C.	16.00	16.00
<b>Switches, Dome Lamp: Door Operated</b>	0 0	C80	N.C.	8.50	8.50
<b>Tank, Fuel:</b> 36-gallon tank replacing production tank. 125" wheelbase only. G10 series require use of GK or GL G78-14 tires when C60 or C69 air conditioning or Z62 Custom Deluxe is specified. G20 series requires use of HL, HM or HR H78-15 tires when AQ3 8-passenger seating is specified.	-21 127	NL7	N.C.	50.00	50.00
<b>Tires:</b> See following pages.					
<b>Wheel Trim: Bright Metal.</b>					
<i>Hub Caps.</i> Standard on Beauville. Included when Z61 Custom Appearance is specified	0 0	P03	N.C.	6.50	6.50
<i>Rally Wheels.</i> G20 series only. Includes 15" x 7" wheels, P06 trim rings and special hub caps.	4 5	N67	N.C.	71.00	71.00
G20 Sportvans only without Z61 Custom Appearance	4 5	N67	N.C.	64.00	64.00
G20 Beauvilles only or Sportvans with Z61 Custom Appearance	4 5	N67	N.C.	64.00	64.00
<i>Trim Rings.</i> Sportvan series available only when Z61 Custom Appearance or P03 bright metal hub caps are specified	2 2	P06	N.C.	30.50	30.50

<sup>1</sup> D&H amounts reflect provision for pass through of tire weight tax imposed on manufacturer or importer of tires.  
<sup>2</sup> State and local taxes not included.

# SPORTVAN

## FACTORY INSTALLED TIRES

See Tire Compatibility Chart for Available Front/Rear Combinations.  
Spare tire available to match either front or rear tires.

Prices shown are effective with vehicles produced commencing December 13, 1973

Tire Size Type	Rim Width Included In Tire Option	Added Weight (F) (R)	Option Number	Factory D&H <sup>§</sup>	List Price	Mfr's Suggested Retail Price <sup>◇</sup>
<b>G10 SERIES</b>						
<b>TUBELESS TIRES USED WITH SINGLE REAR WHEELS</b>						
<b>F78-14/B Passenger Type. Maximum Tire Capacity (Each)—Front (1364) Rear (1364)</b>						
<b>Highway Bias Belted Ply Blackwall</b>						
Front. 110" wheelbase only (Standard)	6.00	0 0	XFL	N.C.	N.C.	N.C.
Rear. 110" wheelbase only (Standard)	6.00	0 0	YFL	N.C.	N.C.	N.C.
Spare. 110" wheelbase only (Standard)	6.00	0 0	ZFL	N.C.	N.C.	N.C.
<b>Highway Bias Belted Ply White Stripe</b>						
Front. 110" wheelbase only	6.00	1 0	XFM	N.C.	12.80	12.80
Rear. 110" wheelbase only	6.00	0 1	YFM	N.C.	12.80	12.80
Spare. 110" wheelbase only	6.00	0 1	ZFM	N.C.	6.40	6.40
<b>On-Off Road Bias Belted Ply Blackwall</b>						
Rear. 110" wheelbase only	6.00	0 3	YFN	N.C.	7.70	7.70
Spare. 110" wheelbase only	6.00	-1 2	ZFN	N.C.	3.85	3.85
<b>G78-14/B Passenger Type. Maximum Tire Capacity (Each)—Front (1473) Rear (1473)</b>						
<b>Highway Bias Belted Ply Blackwall</b>						
<b>Front</b>						
110" wheelbase only	6.00	4 0	XGK	.34	7.30	7.64
125" wheelbase only (Standard)	6.00	0 0	XGK	N.C.	N.C.	N.C.
<b>Rear</b>						
110" wheelbase only	6.00	0 4	YGK	.34	7.30	7.64
125" wheelbase only (Standard)	6.00	0 0	YGK	N.C.	N.C.	N.C.
<b>Spare</b>						
110" wheelbase only	6.00	-1 3	ZGK	.17	3.65	3.82
125" wheelbase only (Standard)	6.00	0 0	ZGK	N.C.	N.C.	N.C.
<b>Highway Bias Belted Ply White Stripe</b>						
<b>Front</b>						
110" wheelbase only	6.00	4 0	XGL	.34	20.90	21.24
125" wheelbase only	6.00	0 0	XGL	N.C.	13.60	13.60
<b>Rear</b>						
110" wheelbase only	6.00	0 4	YGL	.34	20.90	21.24
125" wheelbase only	6.00	0 0	YGL	N.C.	13.60	13.60
<b>Spare</b>						
110" wheelbase only	6.00	-1 3	ZGL	.17	10.45	10.62
125" wheelbase only	6.00	0 0	ZGL	N.C.	6.80	6.80

<sup>§</sup> D&H amounts reflect provision for pass through of tire weight tax imposed on manufacturer or importer of tires.  
<sup>◇</sup> State and local taxes not included.



# SPORTVAN

## FACTORY INSTALLED TIRES

See Tire Compatibility Chart for Available Front/Rear Combinations.

Spare tire available to match either front or rear tires.

Prices shown are effective with vehicles produced commencing December 13, 1973

Tire Size Type	Rim Width Included In Tire Option	Added Weight (F) (R)	Option Number	Factory D&H <sup>†</sup>	List Price	Mfr's Suggested Retail Price <sup>◇</sup>
<b>G20 SERIES</b>						
<b>TUBELESS TIRES USED WITH SINGLE REAR WHEELS</b>						
<b>G78-15/B Passenger Type. Maximum Tire Capacity (Each)—Front (1473) Rear (1473)</b>						
<b>Highway Bias Belted Ply Blackwall</b>						
Front (Standard)	6.00	0 0	XGS	N.C.	N.C.	N.C.
Rear (Standard)	6.00	0 0	YGS	N.C.	N.C.	N.C.
Spare	6.00	-6 33	ZGS	2.78	38.45	41.23
<b>Highway Bias Belted Ply White Stripe</b>						
Front	6.00	0 0	XGT	N.C.	13.70	13.70
Rear	6.00	0 0	YGT	N.C.	13.70	13.70
Spare	6.00	-6 33	ZGT	2.78	45.45	48.23
<b>On-Off Road Bias Belted Ply Blackwall</b>						
Rear	6.00	0 4	YGU	N.C.	7.70	7.70
Spare	6.00	-6 35	ZGU	2.78	41.80	44.58
<b>H78-15/B Passenger Type. Maximum Tire Capacity (Each)—Front (1609) Rear (1609)</b>						
<b>Highway Bias Belted Ply Blackwall</b>						
Front	6.00	3 0	XHL	.46	9.90	10.36
Rear	6.00	0 3	YHL	.46	9.90	10.36
Spare	6.00	-7 37	ZHL	3.01	42.85	45.86
<b>Highway Bias Belted Ply White Stripe</b>						
Front	6.00	4 0	XHM	.46	24.90	25.36
Rear	6.00	0 4	YHM	.46	24.90	25.36
Spare	6.00	-7 37	ZHM	3.01	50.25	53.26
<b>On-Off Road Bias Belted Ply Blackwall</b>						
Rear	6.00	0 6	YHR	.46	17.60	18.06
Spare	6.00	-7 38	ZHR	3.01	46.20	49.21
<b>HR78-15/B Passenger Type. Maximum Tire Capacity (Each)—Front (1609) Rear (1609)</b>						
<b>Highway Steel Belted Radial Ply White Stripe</b>						
Front	6.00	18 0	XEL	.46	69.80	70.26
Rear	6.00	0 18	YEL	.46	69.80	70.26
Spare	6.00	-7 43	ZEL	2.96	72.75	75.71

<sup>†</sup> D&H amounts reflect provision for pass through of tire weight tax imposed on manufacturer or importer of tires.  
<sup>◇</sup> State and local taxes not included.

# SPORTVAN

## FACTORY INSTALLED TIRES

See Tire Compatibility Chart for Available Front/Rear Combinations.

Spare tire available to match either front or rear tires.

Prices shown are effective with vehicles produced commencing December 13, 1973

Tire Size Type	Rim Width Included In Tire Option	Added Weight (F) (R)	Option Number	Factory D&H†	List Price	Mfr's Suggested Retail Price ◊
<b>G30 SERIES</b>						
<b>WIDE BASE TUBELESS TIRES USED WITH SINGLE REAR WHEELS</b>						
<b>8.00-16.5/C (6 PR) Truck Type. Maximum Tire Capacity (Each)—Front (1730) Rear (1730)</b>						
<b>Highway Nylon Blackwall</b>						
Front (Standard) .....	6.75	0 0	XSC	N.C.	N.C.	N.C.
Rear (Standard) .....	6.75	0 0	YSC	N.C.	N.C.	N.C.
Spare .....	6.75	-7 41	ZSC	3.29	46.20	49.49
<b>On-Off Road Nylon Blackwall</b>						
Rear .....	6.75	0 5	Y5B	.32	23.00	23.32
Spare .....	6.75	-8 45	Z5B	3.45	57.00	60.45
<b>8.75-16.5/C (6 PR) Truck Type. Maximum Tire Capacity (Each)—Front (1990) Rear (1990)</b>						
<b>Highway Nylon Blackwall</b>						
Front .....	6.75	4 0	XTC	.92	18.65	19.57
Rear .....	6.75	0 4	YTC	.92	18.65	19.57
Spare .....	6.75	-8 44	ZTC	3.75	54.95	58.70
<b>On-Off Road Nylon Blackwall</b>						
Rear .....	6.75	0 6	YTB	1.24	41.80	43.04
Spare .....	6.75	-8 45	ZTB	3.91	65.90	69.81
<b>8.75-16.5/D (8 PR) Truck Type. Maximum Tire Capacity (Each)—Front (2350) Rear (2350)</b>						
<b>Highway Nylon Blackwall</b>						
Front .....	6.75	12 0	XTE	1.44	39.65	41.09
Rear .....	6.75	0 12	YTE	1.44	39.65	41.09
Spare .....	6.75	-9 49	ZTE	4.01	63.75	67.76
<b>On-Off Road Nylon Blackwall</b>						
Rear .....	6.75	0 10	YTF	1.84	62.55	64.39
Spare .....	6.75	-9 48	ZTF	4.21	74.65	78.86
<b>8.75-16.5/E (10 PR) Truck Type. Maximum Tire Capacity (Each)—Front (2680) Rear (2680)</b>						
<i>WITH V8 ENGINE ONLY</i>						
<b>Highway Nylon Blackwall</b>						
Front .....	6.75	15 0	XTH	1.90	64.70	66.60
Rear .....	6.75	0 15	YTH	1.90	64.70	66.60
Spare .....	6.75	-9 51	ZTH	4.24	74.65	78.69
<b>On-Off Road Nylon Blackwall</b>						
Rear .....	6.75	0 20	YTJ	2.50	87.70	90.20
Spare .....	6.75	-10 54	ZTJ	4.54	85.70	90.24

† D&H amounts reflect provision for pass through of tire weight tax imposed on manufacturer or importer of tires.  
 ◊ State and local taxes not included.

# FRONT AND REAR TIRE AVAILABILITY CHART SPORTVAN

FRONT		REAR		
Description	Option Number	Description	Option Number	
	Highway		Highway	On-Off Road

### G10 SERIES—110" WHEELBASE

Spare tire to match either front or rear tires must be ordered.

Tubeless F78-14/B	FL*	F78-14/B	FL*	FN
F78-14/B White Stripe	FM	F78-14/B White Stripe	FM	—
G78-14/B	GK	G78-14/B	GK	—
G78-14/B White Stripe	GL	G78-14/B White Stripe	GL	—

### G10 SERIES—125" WHEELBASE

Spare tire to match either front or rear tires must be ordered.

Tubeless G78-14/B	GK*	G78-14/B	GK*	—
G78-14/B White Stripe	GL	G78-14/B White Stripe	GL	—

### G20 SERIES

Spare tire to match either front or rear tires is available at extra cost.

Tubeless G78-15/B	GS*	G78-15/B	GS*	GU
G78-15/B White Stripe	GT	G78-15/B White Stripe	GT	—
H78-15/B	HL	H78-15/B	HL	HR
H78-15/B White Stripe	HM	H78-15/B White Stripe	HM	—
HR78-15/B Radial White Stripe	EL	HR78-15/B Radial White Stripe	EL	—

### G30 SERIES

Spare tire to match either front or rear tires is available at extra cost.

Tubeless 8.00-16.5/C	SC*	8.00-16.5/C	SC*	SB
8.75-16.5/C	TC	8.75-16.5/C	TC	TB
8.75-16.5/D	TE	8.75-16.5/D	TE	TF
8.75-16.5/E (V8 models only)	TH	8.75-16.5/E	TH	TJ

\*Base tire on this series. F78-14/B Highway Blackwall spare tire (Code FL) is also base equipment and must be ordered separately unless optional spare tire is specified.

★Base tire on this series. G78-14/B Highway Blackwall spare tire (Code GK) is also base equipment and must be ordered separately unless optional spare tire is specified.

◆Base tire on this series.