





# SPORTVAN

## SPORTVAN MODEL SELECTOR



Series	Model Number		Body Ordering Code	
	110' WB	125' WB	Sportvan	*Beauville Sportvan
<b>G10</b>	CG11006	CG11306	ZW9	E94
<b>G20</b>	CG21006	CG21306	ZW9	E94
<b>G30</b>	—	CG31306	ZW9	E94

\*125' Wheelbase models only.



# SPORTVAN

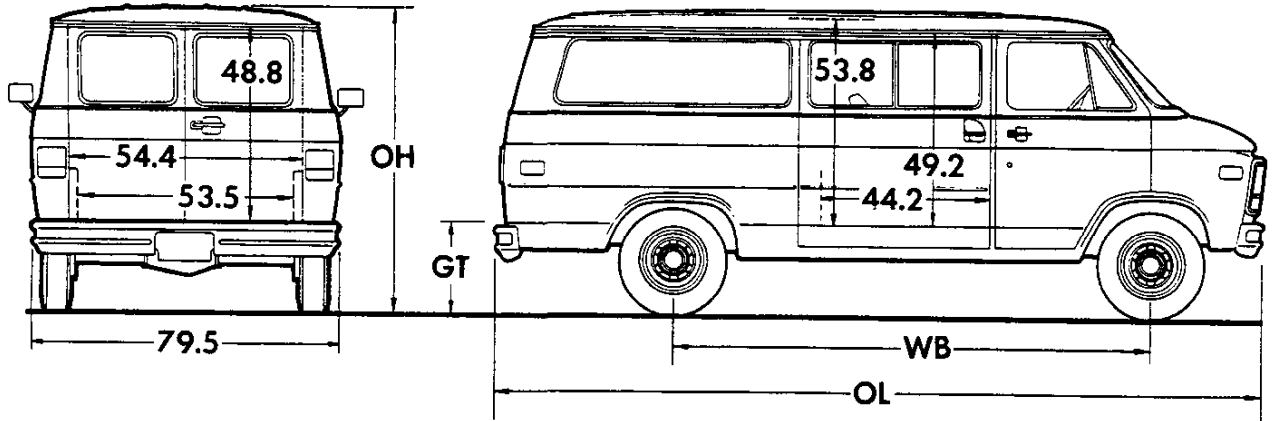
## STANDARD SPECIFICATIONS

(See Blue Tab Section for Specification Details)

Series	G10	G20	G30
<b>Engine</b>	4.1 Liter, 250 2-bbl L6 11", 124 sq. in.		5.7 Liter, 350 4-bbl V8 12"; 150 sq. in.
<b>Base Equip.</b>			
<b>Clutch</b>			
<b>Air Filter</b>	Oiled-paper Element		
<b>Oil Filter</b>	Throwaway Type		
<b>Exhaust System</b>	Single; Aluminized		
<b>Emission Control Systems</b>	See Engine & Cooling Section for specific model applications		
<b>Suspension, Front</b>	Independent; Coil Springs		
<b>Capacity</b>	3400 lb.	3400 lb.	3900 lb.
<b>Springs @ Ground</b>	1700 lb. ea.	1700 lb. ea.	1950 lb. ea.
<b>Shock Absorbers</b>	25 mm dia.	25 mm dia.	25 mm dia.
<b>Stabilizer Bar</b>	—	—	1.06" dia.
<b>Suspension, Rear</b>	Salisbury Axle; Hypoid Drive; Two-stage Multi-leaf Springs		
<b>Axle Capacity</b>	3500 lb.	3500 lb.	5700 lb.
<b>Axle Ratio</b>	3.42	3.42	3.75
<b>Springs @ Ground</b>	1700 lb. ea.	1700 lb. ea.	2700 lb. ea.
<b>Shock Absorbers</b>	25 mm dia.	25 mm dia.	25 mm dia.
<b>Brakes</b>	Hydraulic; Self-adjusting		
<b>Front</b>	Disc; 11.86" Rotor	Disc; 11.86" Rotor	Disc; 12.5" Rotor
<b>Rear</b>	Drum; 11" x 2"	Drum; 11.15" x 2.75"	Drum; 13" x 2.5"
<b>Booster</b>	Single Diaphragm	Dual Diaphragm	Dual Diaphragm
<b>Parking</b>	Cable to Rear Wheels		
<b>Electrical</b>	12 Volt; Negative Ground		
<b>Battery—Freedom Type</b>	2500 watts @ 0°F.		3200 watts @ 0°F.
<b>Delcotron Generator</b>	37 amp.		
<b>Frame</b>	Integral Body-frame		
<b>Fuel Tank (nominal capacity)</b>	22 gal.		
<b>Steering Gear Type</b>	Manual; Recirculating Ball Gear		Integral Power
<b>Linkage</b>	Parallelogram		
<b>Transmission</b>	Fully Synchronized 3-Speed Manual		
<b>Shift Location</b>	Steering Column		
<b>Tires</b>	(5) GR78-15B (4PR)	(4) P225/75R15	(4) 8.75-16.5E(10PR)
<b>Wheels</b>	(5) Disc 15" x 6"	(5) Disc 15" x 6"	(5) Disc 16.5" x 6.75"

# SPORTVAN

Body Ordering Codes:  
**Sportvan—ZW9**  
**Beauville Sportvan—E94†**



Side slide-in opening clearance 44.2"; max. box cargo height 49.2" with standard front passenger seat.  
 Rear slide-in opening clearance 52" with spare tire in position or 53.5" with spare tire removed; height 48.8".

Series	Ground Clearance (in) <sup>Δ</sup>	
	Front	Rear
G10	6.8	6.9
G20	7.4	7.5
G30	7.7	6.6

Model	Engine No. Cyl.	Dimensions (in) <sup>Δ</sup>				†Curb Weight (lb)			†Model Weight (lb) *		
		WB	OL	OH	GT	Front	Rear	Total	Front	Rear	Total

## G10 SERIES

<b>CG11006</b>	6	110	178.2	79.4	24.4	2289	1740	4029	2684	2095	4779
<b>CG11306</b>	6	125	202.2	79.4	24.4	2332	1877	4209	2767	2192	4959

## G20 SERIES

<b>CG21006</b>	6	110	178.2	80	25.3	2291	1727	4018	2686	2082	4768
<b>CG21306</b>	6	125	202.2	80	25.3	2347	1861	4208	2782	2176	4958

## G30 SERIES

<b>CG31306</b>	8	125	202.2	81	25.8	2494	2067	4561	2929	2382	5311
----------------	---	-----	-------	----	------	------	------	------	------	------	------

<sup>Δ</sup>Dimensions with standard equipment, unloaded.

\*Model Weight includes Curb Weight plus occupants (standard seating capacity x 150 lb). Total Model Weight may vary as much as ± 150 lbs. to allow for production build variation.

†Curb Weights and Model Weights shown are for models with ZW9 Sportvan body. For models with E94 Beauville Sportvan body add: G113-213-313 models—Front 33 lb; Rear 141 lb; Total 174 lb.

# SPORTVAN

## POWER TEAMS

### ALL STATES EXCEPT CALIFORNIA

CONSULT GVWR SELECTOR AND TIRE CHARTS TO INSURE TIRE CAPACITY AND AVAILABILITY

ENGINE	TRANSMISSIONS BY RPO NUMBER		TIRES BY RPO NUMBER		♦AXLE RATIOS BY RPO NUMBER			*GVWR
	3-SP	AUTO	GR78-15B	P215/75R15	2.73	3.08	3.42	

#### G10 SERIES

##### W/O G80 LOCKING DIFFERENTIAL REAR AXLE

LE3 L6 4.1 Liter (250-2 BBL)	MM3	MX1	KF, KG	■KT, ■KU, ■VM	—	—	GQ1	5600
	MM3	MX1	—	KT, KU, VM	—	—	GQ1	6000
●LG9 V8 5.0 Liter (305-2 BBL)	MM3	—	KF, KG	■KT, ■KU, ■VM	—	GQ1	—	5600
	—	MX1	KF, KG	■KT, ■KU, ■VM	GQ1	HE3	—	—
	MM3	—	—	KT, KU, VM	—	GQ1	—	6000
LS9 V8 5.7 Liter (350-4 BBL)	—	MX1	—	KT, KU, VM	GQ1	HE3	—	—
	MM3	MX1	KF, KG	■KT, ■KU, ■VM	GQ1	HE3	—	5600
	MM3	MX1	—	KT, KY, VM	GQ1	HE3	—	6000

#### G10 SERIES

##### W/G80 LOCKING DIFFERENTIAL REAR AXLE

LE3 L6 4.1 Liter (250-2 BBL)	MM3	MX1	KF, KG	—	—	—	GQ1	▲5600
	MM3	MX1	—	KT, KU, VM	—	—	GQ1	6000
●LG9 V8 5.0 Liter (302-5 BBL)	MM3	—	KF, KG	KT, KU, VM	—	GQ1	—	5600
	—	MX1	KF, KG	■KT, ■KU, ■VM	GQ1	■HE3	—	—
	—	MX1	—	KT, KU, VM	GQ1	—	—	6000
LS9 V8 5.7 Liter (350-4 BBL)	MM3	MX1	KF, KG	KT, KU, VM	GQ1	HE3	—	■5600
	MM3	MX1	KF, KG	—	GQ1	—	—	▲5600
	MM3	MX1	—	KT, KU, VM	GQ1	—	—	6000

#### CALIFORNIA ONLY

ENGINE	TRANSMISSION BY RPO NUMBER		TIRES BY RPO NUMBER		♦AXLE RATIOS BY RPO NUMBER			*GVWR
	3-SP	AUTO	GR78-15B	P215/75R15	2.73	3.08	3.42	

#### G10 SERIES

##### W/O G80 LOCKING DIFFERENTIAL REAR AXLE

†LE3 L6 4.1 Liter (250-2 BBL)	MM3	MX1	KF, KG	■KT, ■KU, ■VM	—	—	GQ1	5600
	MM3	MX1	—	KT, KU, VM	—	—	GQ1	6000
●LS9 V8 5.7 Liter (350-4 BBL)	—	MX1	KF, KG	■KT, ■KU, ■VM	GQ1	HE3	—	5600
	—	MX1	—	KT, KU, VM	GQ1	HE3	—	6000

#### G10 SERIES

##### W/G80 LOCKING DIFFERENTIAL REAR AXLE

†LE3 L6 4.1 Liter (250-2 BBL)	MM3	MX1	KF, KG	—	—	—	GQ1	5600
	MM3	MX1	—	KT, KU, VM	—	—	GQ1	6000
●LS9 V8 5.7 Liter (350-4 BBL)	—	MX1	KF, KG	KT, KU, VM	GQ1	HE3	—	■5600
	—	MX1	KF, KG	—	GQ1	—	—	▲5600
	—	MX1	—	KT, KU, VM	GQ1	—	—	6000

♦ GQ1 indicates standard axle ratio.

\* For Required Chassis Equipment see GVWR SELECTOR.

† Not available on model G11306 W/Beauville (E94).

● Not available on model G11306.

■ Not available with HD Power Brakes J55.

▲ Requires HD Power Brakes J55.

# SPORTVAN POWER TEAMS

**ALL STATES EXCEPT CALIFORNIA**

**CONSULT GVWR SELECTOR AND TIRE CHARTS TO INSURE TIRE CAPACITY AND AVAILABILITY**

ENGINE	TRANSMISSIONS BY RPO NUMBER		TIRES BY RPO NUMBER	▲AXLE RATIOS BY RPO NUMBER				*GVWR
	3-SP	AUTO		P225/75R15	2.73	3.08	3.42	

## G20 SERIES

**W/O G80 LOCKING DIFFERENTIAL REAR AXLE**

<b>LE3 L6</b> 4.1 Liter (250-2 BBL)	MM3	MX1	LX, LZ, VN	—	—	GQ1	GT4	6600
<b>LS9 V8</b> 5.7 Liter (350-4 BBL)	MM3	—	LX, LZ, VN	—	—	GQ1	GT4	6600
	—	MX1	LX, LZ, VN	GQ1	HE3	—	—	6600
<b>LF4 V8</b> 6.6 Liter (400-4 BBL)	—	MX1	LX, LZ, VN	GQ1	HE3	—	—	6600

## G20 SERIES

**W/G80 LOCKING DIFFERENTIAL REAR AXLE**

<b>LE3 L6</b> 4.1 Liter (250-2 BBL)	MM3	MX1	LX, LZ, VN	—	—	GQ1	—	6600
<b>LS9 V8</b> 5.7 Liter (350-4 BBL)	MM3	—	LX, LZ, VN	—	—	GQ1	—	6600
	—	MX1	LX, LZ, VN	GQ1	—	—	—	6600
<b>LF4 V8</b> 6.6 Liter (400-4 BBL)	—	MX1	LX, LZ, VN	GQ1	—	—	—	6600

## G30 SERIES

ENGINE	TRANSMISSIONS BY RPO NUMBER		TIRES BY RPO NUMBER	▲AXLE RATIOS BY RPO NUMBER		*GVWR
	3-SP	AUTO		3.75	4.09	
<b>LT9 V8</b> 5.7 Liter (350-4 BBL)	MM3	MX1	TH	GQ1	GX5	8600
<b>LE4 V8</b> 6.6 Liter (400-4 BBL)	—	MX1	TH	GQ1	GX5	8600

▲GQ1 indicates standard axle ratio.

\*For Required Chassis Equipment see **GVWR SELECTOR**.

◆Locking Differential rear axle also available.

## ENGINE RATINGS

**ALL STATES EXCEPT CALIFORNIA**

SAE Net Ratings @ 85°F	*4.1 Liter 250 2-bbl L6	*5.0 Liter 305 2-bbl V8	*5.7 Liter 350 4-bbl V8
Net Horsepower.....	130 @ 4000 rpm	135 @ 4200 rpm	175 @ 4000 rpm
Net Torque, lb-ft.....	210 @ 2000 rpm	235 @ 2400 rpm	275 @ 2400 rpm

SAE Net Ratings @ 85°F	**5.7 Liter 350 4-bbl V8	*6.6 Liter 400 4-bbl V8	**6.6 Liter 400 4-bbl V8
Net Horsepower.....	165 @ 3800 rpm	185 @ 3600 rpm	180 @ 3600 rpm
Net Torque, lb-ft.....	255 @ 2800 rpm	300 @ 2400 rpm	310 @ 2400 rpm

\*Engine with Light or Medium Duty Emissions (w. GVWR up to 8500 lb.).

\*\*Engine with Heavy Duty Emissions (w. GVWR over 8500 lb.).

# SPORTVAN

## POWER TEAMS

### CALIFORNIA ONLY

CONSULT GVWR SELECTOR AND TIRE CHARTS TO INSURE TIRE CAPACITY AND AVAILABILITY

#### G20 SERIES

#### W/O G80 LOCKING DIFFERENTIAL REAR AXLE

ENGINE	TRANSMISSIONS BY RPO NUMBER		TIRES BY RPO NUMBER	▲AXLE RATIOS BY RPO NUMBER				*GVWR
	3-SP	AUTO		2.73	3.08	3.42	3.73	
*LE3 L6 4.1 Liter (250-2 BBL)	MM3	MX1	P225/75R15 LX, LZ, VN	—	—	GQ1	GT4	6600
LS9 V8 5.7 Liter (350-4 BBL)	—	MX1	LX, LZ, VN	GQ1	HE3	—	—	6600
LF4 V8 6.6 Liter (400-4 BBL)	—	MX1	LX, LZ, VN	GQ1	HE3	—	—	6600

#### G20 SERIES

#### W/G80 LOCKING DIFFERENTIAL REAR AXLE

*LE3 L6 4.1 Liter (250-2 BBL)	MM3	MX1	LX, LZ, VN	—	—	GQ1	—	6600
LS9 V8 5.7 Liter (350-4 BBL)	—	MX1	LX, LZ, VN	GQ1	—	—	—	6600
LF4 V8 6.6 Liter (400-4 BBL)	—	MX1	LX, LZ, VN	GQ1	—	—	—	6600

#### G30 SERIES

ENGINE	TRANSMISSIONS BY RPO NUMBER		TIRES BY RPO NUMBER	▲AXLE RATIOS BY RPO NUMBER		*GVWR
	3-SP	AUTO		3.75	4.09	
LT9 V8 5.7 Liter (350-4 BBL)	MM3	MX1	8.75-16.5 TH	GQ1	GX5	8600
LE4 V8 6.6 Liter (400-4 BBL)	—	MX1	TH	GQ1	GX5	8600

\*Not available on model G21306 W/Beauville (E94).

\*For Required Chassis Equipment see **GVWR SELECTOR**.

◆Locking Differential rear axle also available.

▲GQ1 indicates standard axle ratio.

## ENGINE RATINGS

### CALIFORNIA ONLY

SAE Net Ratings @ 85°F	†4.1 Liter 250 2-bbl L6	†4.1 Liter 250 2-bbl L6	*5.7 Liter 350 4-bbl V8
Net Horsepower.....	125 @ 4000 rpm	130 @ 4000 rpm	170 @ 4000 rpm
Net Torque, lb-ft.....	205 @ 2000 rpm	205 @ 2000 rpm	275 @ 2000 rpm

SAE Net Ratings @ 85°F	**5.7 Liter 350 4-bbl V8	*6.6 Liter 400 4-bbl V8	**6.6 Liter 400 4-bbl V8
Net Horsepower.....	165 @ 3800 rpm	170 @ 3600 rpm	180 @ 3600 rpm
Net Torque, lb-ft.....	255 @ 2800 rpm	305 @ 1600 rpm	310 @ 2400 rpm

†Series 10 only. †Series 20 only.

\*Engine with Light or Medium Duty Emissions (w/GVWR up to 8500 lb.).

\*\*Engine with Heavy Duty Emissions (w/GVWR over 8500 lb.).

# SPORTVAN

## GVWR SELECTOR—ALL STATES

GVW Rating (lbs)	†GAWR (lbs)		Minimum Equipment Required for GVW Rating		
	Front	Rear	Tire Capacity (lbs ea)		Chassis Equipment
			Front	Rear	

### G10 SERIES

5600	2944	2944	1472	1472	Standard
6000	3166	3166	1583	1583	HD Power Brakes (ISS)

†GAWR's shown are the maximum for each axle with equipment listed. Other GAWR's are available, and they are determined as the minimum capacity of either axle, springs or tires.

## FRONT AND REAR TIRE AVAILABILITY CHART—ALL STATES

### G10 SERIES

Spare tire to match either front or rear tires must be ordered

Description	Capacity (lbs ea)	Highway		Spare
		Front	Rear	
<b>TUBELESS</b>				
<b>GR70-15/B (Base)</b> Fiberglass Belted Radial	1472	XKF	YKF	ZKF
<b>GR70-15/B White Wall</b> Fiberglass Belted Radial	1472	XKG	YKG	ZKG
<b>P215/75R15</b> Steel Belted Radial	1583	XKT	YKT	ZKT
<b>P215/75R15 White Wall</b> Steel Belted Radial	1583	XKU	YKU	ZKU
<b>P215/75R15 White Letter</b> Steel Belted Radial	1583	XVM	YVM	ZVM



# SPORTVAN

## GVWR SELECTOR—ALL STATES

GVW Rating (lbs)	†GAWR (lbs)		Minimum Equipment Required for GVW Rating		
	Front	Rear	Tire Capacity (lbs ea)		Chassis Equipment
			Front	Rear	

### G20 SERIES

6600	3380	3380	1690	1690	Standard
------	------	------	------	------	----------

## FRONT AND REAR TIRE AVAILABILITY CHART—ALL STATES

### G20 SERIES

Spare tire to match either front or rear tires must be ordered

Description	Capacity (lbs each)	Highway		Spare
		Front	Rear	
<b>TUBELESS</b>				
P225/75R-15 (Base) Steel Belted Radial	1690	XLX	YLY	ZLX
P225/75R-15 White Wall Steel Belted Radial	1690	XLZ	YLZ	ZLZ
P225/75R-15 White Letter Steel Belted Radial	1690	XVN	YVN	ZVN

## GVWR SELECTOR—ALL STATES

GVW Rating (lbs)	†GAWR (lbs)		Minimum Equipment Required for GVW Rating		
	Front	Rear	Tire Capacity (lbs ea)		Chassis Equipment
			Front	Rear	

### G30 SERIES

8600	3900	5360	2680	2680	Standard
------	------	------	------	------	----------

†GAWR's shown are the maximum for each axle with equipment listed. Other GAWR's are available, and they are determined as the minimum capacity of either axle, springs or tires.

## FRONT AND REAR TIRE AVAILABILITY CHART—ALL STATES

### G30 SERIES

Spare tire to match front or rear tires is available at extra cost

Description	Capacity (lbs ea)	Highway		Spare
		Front	Rear	
<b>TUBELESS</b>				
8.75-16.5/E (Base)	2680	XTH	YTH	ZTH

# SPORTVAN

## 1980 VEHICLES WITH STANDARD EQUIPMENT

Prices shown are effective with vehicles produced on and after January 2, 1980

Description	Model Number	Body Code	Wheel Base	Factory D&H(a)	List Price	Mfr's Sg'd Retail Price*	Group Number
<b>◆ 6-Cylinder 4.1 Liter (250 Cu. In.) 2 BBL Engine-Engine Ordering Code LE3</b>							
<b>G10 Series</b>							
Sportvan .....	CG11006	ZW9	110"	13.30	6419.00	6432.30	28
Sportvan .....	CG11306	ZW9	125"	13.30	6592.00	6605.30	28
Beauville Sportvan .....	CG11306	E94	125"	13.30	7371.00	7384.30	28
<b>G20 Series</b>							
Sportvan .....	CG21006	ZW9	110"	11.80	6541.00	6552.80	28
Sportvan .....	CG21306	ZW9	125"	11.80	6714.00	6725.80	28
Beauville Sportvan .....	CG21306	E94	125"	11.80	7493.00	7504.80	28
<b>◆ 8 Cylinder 5.7 Liter (350 Cu. In.) 4 BBL Engine-Engine Ordering code LT9</b>							
<b>G30 Series</b>							
Sportvan .....	CG31306	ZW9	125"	17.00	7884.00	7901.00	28
Beauville Sportvan .....	CG31306	E94	125"	17.00	8663.00	8680.00	28

- ★ Manufacturer's Suggested Retail Prices do not include applicable destination charges, state and local taxes, license fees, optional equipment or accessories or special items or services.
- ◆ Refer to Power Team Chart for California Emission Certification Requirements.

## OPTIONS AND ACCESSORIES WHEN INSTALLED BY CHEVROLET

Prices shown are effective with vehicles produced on and after January 2, 1980

Description	Added Weight (F R)	Option Number	Factory D&H(a)	List Price	Mfr's Suggested Retail Price◇
<b>POWER TEAMS AND AXLES</b>					
<i>(See Power Teams Chart for availability and complete specifications)</i>					
<b>Engines:</b>					
<i>5.0 Liter (305 Cu. In.) 2 BBL V8. G10 110" wheelbase only. Not available when YF5 California Emission is specified</i>					
.....	92	4	LG9	N.A.	315.00 315.00
<i>5.7 Liter (350 Cu. In.) 4 BBL V8.</i>					
<i>G10 series only.</i>					
110" wheelbase only .....	108	6	LS9	N.A.	470.00 470.00
125" wheelbase only .....	104	10	LS9	N.A.	470.00 470.00
<i>G20 series only.</i>					
110" wheelbase only .....	85	7	LS9	N.A.	470.00 470.00
125" wheelbase only .....	82	10	LS9	N.A.	470.00 470.00
<i>6.6 Liter (400 Cu. In.) 4 BBL V8 Available only when MX1 Automatic Transmission is specified. G30 series only</i>					
.....	101	9	LE4	N.A.	165.00 165.00
<i>6.6 Liter (400 Cu. In.) 4 BBL V8. G20 series only. Available only when MX1 Automatic Transmission is specified.</i>					
G20 110" wheelbase only .....	109	5	LF4	N.A.	635.00 635.00
G20 125" wheelbase only .....	101	9	LF4	N.A.	635.00 635.00
<b>Transmission: Automatic. G20-30 series includes extra cooling.</b>					
G10-20 .....	19	4	MX1	N.A.	395.00 395.00
G30 .....	19	4	MX1	N.A.	411.00 411.00

**Liquid Petroleum Gas Conversion:** All 1980 Light Duty Truck gasoline production engines may be converted to use LP Gas when permissible under Federal and State laws and regulations without causing harmful effect to the engine. Complete conversion to LPG requires adaptation by a local distributor who sells and services LPG equipment. The exhaust system of the vehicle must be revised by the local distributor. This includes removing the catalytic converter (if so equipped) and replacing it with a muffling device to comply with noise laws of their particular area. Caution should be exercised so that the fuel tank is mounted on and is vented to the outside of the vehicle. In addition, vehicles converted to LPG should not be stored in enclosed places such as garages.

- (a) D & H Charges on vehicle and optional equipment include reimbursement to Chevrolet Motor Division for any tax that it has paid, incurred or agreed to pay thereon.
- ◇ State and local taxes not included.

# SPORTVAN

## OPTIONS AND ACCESSORIES WHEN INSTALLED BY CHEVROLET

Prices shown are effective with vehicles produced on and after January 2, 1980

Description	Added Weight (F R)	Option Number	Factory D&H(a)	List Price	Mfr's Suggested Retail Price <sup>◇</sup>
<b>POWER TEAMS AND AXLES</b>					
<b>Axles, Rear:</b> (See Power Teams Chart for option number selection, availability and complete specifications)					
Optional Ratio.....	0 0	...	N.A.	27.00	27.00
<b>Locking Differential.</b>					
G10-20 series only.....	0 2	G80	N.A.	197.00	197.00
G30 series only.....	0 4	G80	N.A.	197.00	197.00
<b>OTHER OPTIONS</b>					
<b>Air Conditioning: All Weather.</b> G10 E94 Beauville with V8 Engine available only when 1583-lb capacity tires are specified. Includes extra cooling.					
<b>Front.</b> Instrument panel mounted. Includes K77 55-Amp Generator. Recommended for front seat area cooling only.....					
	103	6	C60	N.A.	716.00
<b>Front and Rear.</b> Front instrument panel mounted and rear overhead systems. Available only when V8 Engine is specified. Includes K81 63-Amp Generator.					
Without E94 Beauville or Z62 Custom Comfort and Convenience Package.....					
	111	39	C69	N.A.	1169.00
With E94 Beauville or Z62 Custom Comfort and Convenience Package.....					
	108	51	C69	N.A.	1169.00
<b>Battery: Heavy-Duty.</b> 4000 Watt Delco Freedom.....	3	-1	UA1	N.A.	41.00
<b>Brakes: Heavy-Duty Power.</b> Standard on G20-30 series.....	7	1	J55	N.A.	65.00
<b>Bumper Equipment:</b>					
<b>Bumpers.</b>					
Front and Rear. Chromed. Standard on E94 Beauville.....					
	0	0	V37	N.A.	58.00
Front. Chromed. Available only when V43 Rear Step Bumper is specified.....					
	0	0	V46	N.A.	29.00
Rear Step. Painted.					
110" wheelbase only.					
Without E94 Beauville.....					
	-19	75	V43	N.A.	91.00
With E94 Beauville.....					
	-19	75	V43	N.A.	62.00
125" wheelbase only.					
Without E94 Beauville.....					
	8	64	V43	N.A.	91.00
With E94 Beauville.....					
	8	64	V43	N.A.	62.00
<b>Guards, Front Bumper. Chromed.</b> 125" wheelbase only. Available only when V37 Front and Rear Bumpers, V46 Front Bumper or E94 Beauville is specified.....					
	12	-3	V31	N.A.	35.00
<b>Clock:</b> Electric.....	0	0	U35	N.A.	28.00
<b>Coolers:</b> Available only when MX1 Automatic Transmission and V8 Engine are specified.					
<b>Engine Oil.</b> G20-30 series only.....	9	-1	KC4	N.A.	97.00
<b>Transmission Oil. HD.</b> G10 series available only when V8 Engine and V05 H.D. Cooling or C60 Front Air Conditioning or C69 Front and Rear Air Conditioning is specified.					
G10 series only.....	11	-2	V02	N.A.	48.00
G20-30 series only.					
Without C60 Front Air Conditioning or C69 Front and Rear Air Conditioning.....					
	6	-1	V02	N.A.	48.00
With C60 Front Air Conditioning or C69 Front and Rear Air Conditioning.....					
	0	0	V02	N.A.	48.00
<b>Cooling:</b>					
<b>Heavy-Duty.</b> Not available when C60 Front Air Conditioning or C69 Front and Rear Air Conditioning is specified. Includes increased cooling capacity radiator and clutch type fan.					
Without MX1 Automatic Transmission.....					
	11	-1	V05	N.A.	43.00
With MX1 Automatic Transmission.....					
	4	-1	V05	N.A.	43.00
<b>Cover, Spare Tire:</b> Black Vinyl on G10 series and Color-Keyed Vinyl on G20-30 series. Standard on E94 Beauville. Included when Z62 Custom Comfort and Convenience is specified.....					
	0	2	P17	N.A.	27.00
<b>Custom Appearance:</b> Not available when E94 Beauville is specified. Includes taillight accents, B98 Body Side Lower Moldings, Body Rear Lower Moldings plus Custom Emblems.....					
	3	4	Z61	N.A.	93.00

(a) D & H Charges on vehicle and optional equipment include reimbursement to Chevrolet Motor Division for any tax that it has paid, incurred or agreed to pay thereon.  
<sup>◇</sup> State and local taxes not included.

# SPORTVAN

## OPTIONS AND ACCESSORIES WHEN INSTALLED BY CHEVROLET

Prices shown are effective with vehicles produced on and after January 2, 1980

Description	Added Weight (F R)	Option Number	Factory D&M(a)	List Price	Mfr's Suggested Retail Price ◊
<b>OTHER OPTIONS</b>					
<b>Custom Comfort and Convenience:</b> Not available when E94 Beauville is specified. Includes two coat hooks, hardboard front door and side panels, full length headliner with matching roof bows, U37 Cigarette Lighter, color-keyed floor mats and P17 Spare Tire Cover.					
G10-20 only, 125" wheelbase only.....	9 76	Z62	N.A.	497.00	497.00
G30 series only. Without AQ4 12-Passenger Seats. Also includes color-keyed rear floor area mats with insulators, rear wheelhouse mats and rear door scuff plate .....	9 76	Z62	N.A.	497.00	497.00
With AQ4 12-Passenger Seats. Also includes rear wheelhouse mats .....	9 76	Z62	N.A.	497.00	497.00
<b>Door Lock System, Power:</b> All Doors. Included when ZQ2 Operating Convenience Package is specified .....	5 3	AU3	N.A.	150.00	150.00
<b>Emission Systems:</b> Dealer Note - One of the following emission options must be specified					
<i>California Emission Requirements.</i> Includes all testing, equipment and /or certification necessary for registration in the State of California. (See Power Teams Chart for availability and complete specifications)					
G10-20 series only. Not available on CG11306 when E94 Beauville is specified.....	13 0	YF5	N.A.	72.00	72.00
G30 series only.....	17 0	YF5	N.A.	72.00	72.00
<b>Standard Emission System.</b> Not available when YF5 California Emissions are specified .....					
	0 0	NA5	NO ADDITIONAL CHARGE		
<b>Extender Link, Side Rear Door</b> .....	0 5	AW4	N.A.	30.00	30.00
<b>Floor Covering:</b>					
<i>Carpeting, Floor and Wheelhouse</i> Standard on E94 Beauville. 125" wheelbase only. Includes BF3 Step-Well Mats					
Without Z62 Custom Comfort Convenience .....	8 10	B30	N.A.	148.00	148.00
With Z62 Custom Comfort Convenience .....	8 10	B30	N.A.	120.00	120.00
<i>Mats, Step-Well.</i> Included when B30 Carpeting or E94 Beauville is specified. ....					
	7 0	BF3	N.A.	29.00	29.00
<b>Gages: Voltmeter, Temperature and Oil Pressure</b> .....	1 0	Z53	N.A.	31.00	31.00
<b>Generators:</b>					
<i>42-Amp Delcotron.</i> Not available when C60 Front Air Conditioning or C69 Front and Rear Air Conditioning is specified. Included when C36 Rear Heater is specified. ....					
	0 0	K79	N.A.	34.00	34.00
<i>55-Amp Delcotron.</i> Not available when C69 Front and Rear Air Conditioning is specified. Included when C60 Front Air Conditioning is specified.					
Without C36 Rear Heater.....	0 0	K77	N.A.	47.00	47.00
With C36 Rear Heater .....	0 0	K77	N.A.	13.00	13.00
<i>63-Amp Delcotron.</i> Included when C69 Front and Rear Air Conditioning is specified.					
Without C60 Front Air Conditioning or C36 Rear Heater....	0 0	K81	N.A.	52.00	52.00
With C60 Front Air Conditioning. ....	0 0	K81	N.A.	5.00	5.00
With C36 Rear Heater .....	0 0	K81	N.A.	18.00	18.00
<b>Glass:</b>					
<i>Tinted.</i>					
All Windows. Includes A02 Windshield Glass .....					
Windshield only. Included when A01 Tinted Glass or AJ1 One-Way Glass is specified.....	0 0	A01	N.A.	77.00	77.00
One Way. Includes A02 Windshield Glass. Also includes tinted glass on passenger and driver's side door. Not available when A01 Tinted Glass is specified.....	0 0	A02	N.A.	26.00	26.00
<i>Swing-Out Rear Door</i> .....	-1 4	A18	N.A.	45.00	45.00
<b>Heater, Rear:</b>					
Without C60 Front Air Conditioning or C69 Front and Rear Air Conditioning. Includes K79 42-Amp Generator. ....					
	10 14	C36	N.A.	194.00	194.00
With C60 Front Air Conditioning or C69 Front and Rear Air Conditioning.....	10 14	C36	N.A.	160.00	160.00

(a) D & H Charges on vehicle and optional equipment include reimbursement to Chevrolet Motor Division for any tax that it has paid, incurred or agreed to pay thereon.

◊ State and local taxes not included.

# SPORTVAN

## OPTIONS AND ACCESSORIES WHEN INSTALLED BY CHEVROLET

Prices shown are effective with vehicles produced on and after January 2, 1980

Description	Added Weight (F R)	Option Number	Factory D&H(a)	List Price	Mfr's Suggested Retail Price◇
<b>OTHER OPTIONS</b>					
<b>Key Unit:</b> Separate keys for side and rear cargo doors . . . . .	0 0	AU2	N.A.	7.00	7.00
<b>Lighter, Cigarette:</b> Standard on E94 Beauville. Included when Z62 Custom Comfort and Convenience is specified. . . . .	0 0	U37	N.A.	19.00	19.00
<b>Lighting, Auxiliary:</b> Includes instrument panel ash tray light, front compartment combination dome-reading light; lights for RH and LH front stepwell, light for sliding door stepwell. . . . .	6 5	TR9	N.A.	79.00	79.00
<b>Mirror, Visor:</b> Included when E94 Beauville is specified. . . . .	0 0	D34	N.A.	6.00	6.00
<b>Mirrors, Exterior:</b> LH and RH. Below-Eye-Line Type. 9" x 6.5"					
Painted . . . . .	7 0	D44	N.A.	40.00	40.00
Stainless Steel . . . . .	7 0	D45	N.A.	65.00	65.00
<b>Moldings:</b>					
<i>Body Side Lower.</i> Standard on E94 Beauville. Included when Z61 Custom Appearance is specified. . . . .	1 2	B98	N.A.	83.00	83.00
<i>Body Side Upper.</i> Includes bright body front, side and rear moldings. . . . .	1 2	B85	N.A.	87.00	87.00
<i>Guards, Door Edge.</i> . . . . .	0 0	B93	N.A.	13.00	13.00
<b>Operating Convenience Package:</b> Includes AU3 Power Door Locks and A31 Power Windows . . . . .	14 5	ZQ2	N.A.	298.00	298.00
<b>Paints, Exterior:</b> See Interior and Exterior Color Selection Chart for ordering information.					
Solid . . . . .	0 0	ZY1	NO ADDITIONAL CHARGE		
<i>Special Two-Tone.</i> With secondary color between belt line and lower styling crease line . . . . .	0 0	ZY3	N.A.	75.00	75.00
<i>Deluxe Two-Tone.</i> With secondary color between window line and belt line and beneath lower styling crease line. . . . .	0 0	ZY4	N.A.	94.00	94.00
<b>Radio Equipment:</b>					
AM Radio. . . . .	5 0	U63	N.A.	97.00	97.00
AM /FM Radio. . . . .	7 0	U69	N.A.	153.00	153.00
AM /FM Stereo Radio. Includes dual front speakers. Without Z62 Custom Comfort and Convenience or E94 Beauville. Also includes wiring for rear speakers. . . . .	9 2	U58	N.A.	172.00	172.00
With Z62 Custom Comfort and Convenience or E94 Beauville. Also includes dual rear speakers. . . . .	9 2	U58	N.A.	192.00	192.00
AM /FM Stereo Radio with 8 Track Stereo Tape. Includes dual front speakers. Without Z62 Custom Comfort and Convenience or E94 Beauville. Also includes wiring for rear speakers. . . . .	10 2	UM2	N.A.	252.00	252.00
With Z62 Custom Comfort and Convenience or E94 Beauville. Also includes dual rear speakers. . . . .	10 2	UM2	N.A.	272.00	272.00
AM /FM Stereo Radio with Stereo Cassette Tape. Includes dual front speakers. Without Z62 Custom Comfort and Convenience or E94 Beauville. Also includes wiring for rear speakers. . . . .	9 2	UN3	N.A.	265.00	265.00
With Z62 Custom Comfort and Convenience or E94 Beauville. Also includes dual rear speakers. . . . .	9 2	UN3	N.A.	285.00	285.00
AM /FM /Citizens Band Radio and Power Antenna. Includes dual front speakers. Available only when U80 Rear Auxiliary Speaker is specified. . . . .	13 2	UP5	N.A.	473.00	473.00
AM /FM Stereo /Citizens Band Radio and Power Antenna. Includes dual front speakers. Without Z62 Custom Comfort and Convenience or E94 Beauville. Also includes wiring for rear speakers. . . . .	14 3	UP6	N.A.	505.00	505.00
With Z62 Custom Comfort and Convenience or E94 Beauville. Also includes dual rear speakers. . . . .	14 3	UP6	N.A.	525.00	525.00
Speaker, Rear Auxiliary. 125" Wheelbase only. Available only when UP5 AM /FM /Citizens Band Radio, U63 AM Radio or U69 AM /FM Radio and Z62 Custom Comfort and Convenience or E94 Beauville are specified. . . . .	0 2	U80	N.A.	20.00	20.00

(a) D & H Charges on vehicle and optional equipment include reimbursement to Chevrolet Motor Division for any tax that it has paid, incurred or agreed to pay thereon.  
◇ State and local taxes not included.

# SPORTVAN

## OPTIONS AND ACCESSORIES WHEN INSTALLED BY CHEVROLET

Prices shown are effective with vehicles produced on and after January 2, 1980

Description	Added Weight (F R)	Option Number	Factory D&H(a)	List Price	Mfr's Suggested Retail Price ◊
<b>OTHER OPTIONS</b>					
<b>Seats, Rear:</b> Includes RH and LH armrests, ash trays and (3) seat belts. (Added weight includes passenger weight allowance of 150-lb per seating position).					
<b>One Additional Rear Seat.</b> For 8-passenger seating. G20-30 series only.					
110" wheelbase only	69 484	AQ3	N.A.	225.00	225.00
125" wheelbase only	114 439	AQ3	N.A.	225.00	225.00
<b>Two Additional Rear Seats.</b> For 12-passenger seating. G30 series only. Also includes (4) additional rear seat belts, relocation of spare wheel behind seat on floor, rear area mat and rear door scuff plate.					
G30 series except Beauville	58 1220	AQ4	N.A.	480.00	480.00
G30 E94 Beauville only	71 1191	AQ4	N.A.	480.00	480.00
<b>Rear Swivel Bucket Seats.</b> 125" wheelbase E94 Beauville series only. Available only when front swivel bucket seats are specified. Not available with AQ3 or AQ4 Rear Seats.					
	-50 -56	AL4	N.A.	438.00	438.00
<b>Shock Absorbers: Front and Rear, Heavy-Duty</b>					
	3 3	F51	N.A.	28.00	28.00
<b>Speed Control: Automatic.</b> Available only when V8 Engine and MX1 Automatic Transmission are specified					
	6 0	K30	N.A.	106.00	106.00
<b>Springs: Rear, Heavy Duty.</b> Standard on G30 series. Capacity 2100-lb each. G20 series only.					
	0 24	G50	N.A.	27.00	27.00
<b>Stabilizer Bar: Front.</b> Standard on G30 series.					
	22 0	F59	N.A.	28.00	28.00
<b>Steering, Power.</b> Standard on G30 series.					
	40 -5	N40	N.A.	223.00	223.00
<b>Steering Wheels:</b>					
<b>Comfortilt.</b> Available only when MX1 Automatic Transmission is specified.					
	4 1	N33	N.A.	83.00	83.00
<b>Custom.</b>					
	1 0	N31	N.A.	22.00	22.00
<b>Stop, Positive: Rear Door.</b>					
	-1 2	AD8	N.A.	30.00	30.00
<b>Storage Compartment, Front Seat:</b> Not available with Swivel Bucket Seats. Includes compartment door, lock and separate key.					
	3 1	BA8	N.A.	31.00	31.00
<b>Tank, Fuel:</b> Approximately 33-gallon capacity. 125" wheelbase only. Replaces production fuel tank					
	-19 112	NL7	N.A.	70.00	70.00
<b>Theft Deterrent System:</b> Includes key operated switch on LH front fender, high-note horn, jamb switches for hood, sliding side door and RH rear door. Also utilizes the production front door jamb switches.					
	3 0	UA6	N.A.	149.00	149.00
<b>Tires:</b> See following pages.					
<b>Trim:</b> See Interior and Exterior Color Selection Chart for ordering information.					
<b>Standard Vinyl Bucket Seats.</b>					
	0 0	...		NO ADDITIONAL CHARGE	
<b>Custom Vinyl High Back Bucket Seats</b>					
Without E94 Beauville					
	8 3	...	N.A.	52.00	52.00
With E94 Beauville					
	8 3	...		NO ADDITIONAL CHARGE	
<b>Custom Cloth High Back Bucket Seats.</b>					
	0 0	...		NO ADDITIONAL CHARGE	
<b>Custom Cloth Swivel Bucket Seats.</b>					
	40 14	...	N.A.	432.00	432.00
<b>Ventilator, Roof</b>					
	1 4	C55	N.A.	63.00	63.00
<b>Wheel Covers, Special.</b>					
	1 1	PA1	N.A.	53.00	53.00
<b>Wheels:</b>					
<b>Aluminum.</b> G10-20 series only. Available only when AW4 Extender Link is specified. Includes 15" x 6.50" wheels.					
	-8 -8	PH7	N.A.	370.00	370.00
<b>Rally.</b> G10-20 series only. Includes 15" x 6.5" wheels, trim rings and special hub caps.					
G10 series only					
	5 7	N67	N.A.	90.00	90.00
G20 series only					
	6 8	N67	N.A.	90.00	90.00
<b>Styled.</b> G10-20 series only. Available only when AW4 extender link is specified. Includes 15" x 7" wheels.					
G10 series only					
	2 2	PA6	N.A.	181.00	181.00
G20 series only					
	0 0	PA6	N.A.	181.00	181.00
<b>Windows: Power.</b> Front side doors only. Included when ZQ2 Operating Convenience Package is specified					
	9 2	A31	N.A.	148.00	148.00
<b>Windshield Wiper System: Intermittent</b>					
	1 0	CD4	N.A.	35.00	35.00

(a) D & H Charges on vehicle and optional equipment include reimbursement to Chevrolet Motor Division for any tax that it has paid, incurred or agreed to pay thereon.  
 ◊ State and local taxes not included.

# SPORTVAN

## FACTORY INSTALLED TIRES

See Tire Chart for Available Front/Rear Combinations.  
Spare tire available to match either front or rear tires.  
Prices shown are effective with vehicles produced on and after January 2, 1980

Tire Size and Type	Rim Width Included In Tire Option	Added Weight (F) (R)		Option Number	Factory D&H(a)	List Price	Mfr's Suggested Retail Price ◊
<b>TIRES</b>							
<b>G10 SERIES</b>							
<b>TUBELESS</b>							
<i>GR78-15 /B Highway Fiberglass Belted Radial Ply Blackwall</i> (Maximum Capacity 1472-lbs)							
Front (Standard)	6.00	0	0	XKF			NO ADDITIONAL CHARGE
Rear (Standard)	6.00	0	0	YKF			NO ADDITIONAL CHARGE
Spare (Standard)	6.00	0	0	ZKF			NO ADDITIONAL CHARGE
<i>GR78-15 /B Highway Fiberglass Belted Radial Ply White Stripe</i> (Maximum Capacity 1472-lbs)							
Front	6.00	1	0	XKG	N.C.	20.00	20.00
Rear	6.00	0	1	YKG	N.C.	20.00	20.00
Spare	6.00	0	1	ZKG	N.C.	10.00	10.00
<i>P215 /75R15 Highway Steel Belted Radial Ply Blackwall</i> (Maximum Capacity 1583-lbs)							
Front	6.00	3	0	XKT	.26	44.00	44.26
Rear	6.00	0	3	YKT	.26	44.00	44.26
Spare	6.00	0	1	ZKT	.13	22.00	22.13
<i>P215 /75R15 Highway Steel Belted Radial Ply White Stripe</i> (Maximum Capacity 1583-lbs)							
Front	6.00	3	0	XKU	.26	66.00	66.26
Rear	6.00	0	3	YKU	.26	66.00	66.26
Spare	6.00	0	1	ZKU	.13	33.00	33.13
<i>P215 /75R15 Highway Steel Belted Radial Ply White Lettered</i> (Maximum Capacity 1583-lbs)							
Front	6.00	3	0	XVM	.26	74.00	74.26
Rear	6.00	0	3	YVM	.26	74.00	74.26
Spare	6.00	0	3	ZVM	.13	37.00	37.13
<b>G20 SERIES</b>							
<i>JR78-15 /B Highway Steel Belted Radial Ply White Lettered</i> (Maximum Capacity 1690-lbs)							
Front	6.00	4	0	XGC	N.C.	32.00	32.00
Rear	6.00	0	4	YGC	N.C.	32.00	32.00
Spare	6.00	-7	40	ZGC	2.95	114.00	116.95
<i>P225 /75R15 Highway Steel Belted Radial Ply Blackwall</i> (Maximum Capacity 1690-lbs)							
Front (Standard)	6.00	0	0	XLX			NO ADDITIONAL CHARGE
Rear (Standard)	6.00	0	0	YLX			NO ADDITIONAL CHARGE
Spare	6.00	-7	62	ZLX	2.95	98.00	100.95
<i>P225 /75R15 Highway Steel Belted Radial Ply White Stripe</i> (Maximum Capacity 1690-lbs)							
Front	6.00	1	0	XLZ	N.C.	24.00	24.00
Rear	6.00	0	1	YLZ	N.C.	24.00	24.00
Spare	6.00	-7	62	ZLZ	2.95	110.00	112.95
<i>P225 /75R15 Highway Steel Belted Radial Ply White Lettered</i> (Maximum Capacity 1690-lbs)							
Front	6.00	1	0	XVN	N.C.	32.00	32.00
Rear	6.00	0	1	YVN	N.C.	32.00	32.00
Spare	6.00	-7	62	ZVN	2.95	114.00	116.95
<b>G30 SERIES</b>							
<i>8.75-16.5 /E Highway Nylon Blackwall</i> (Maximum Capacity 2680-lbs)							
Front (Standard)	6.00	0	0	XTH			NO ADDITIONAL CHARGE
Rear (Standard)	6.00	0	0	YTH			NO ADDITIONAL CHARGE
Spare	6.00	-10	86	ZTH	4.25	138.00	140.25

(a) D & H Charges on vehicle and optional equipment include reimbursement to Chevrolet Motor Division for any tax that it has paid, incurred or agreed to pay thereon.  
◊ State and local taxes not included.

**SPORTVAN**

**CAB & BODY FEATURES  
BODY CONSTRUCTION  
SEATING ARRANGEMENTS  
COLOR & TRIM CHARTS  
TWO-TONES**



# SPORTVAN

## STANDARD MODEL—BODY ORDERING CODE ZW9

The standard model includes the following items as standard equipment




### EXTERIOR

- **Bumpers:** Front and rear; painted silver
- **Colors:** See Interior and Exterior Color Selection Chart
- **Doors:** RH and LH front side doors; RH sliding side load door; RH and LH rear load doors
- **Door Opening and Locking Methods:**
  - Front side doors: Outside pushbutton latch release in door handle with separate key lock; keyless outside locking
  - Sliding side load door: Turning outside handle counterclockwise releases both front and rear latches; to close door, reverse procedure; for opening and closing of door from inside, reverse outside procedure; door is locked from outside through a separate key lock
  - RH and LH rear doors: Pushbutton latch release in RH door handle opens door, and after opening RH door, LH door latch is released by lower inside lift handle; separate key lock cylinder in RH door
- **Glass:**
  - Windshield
  - RH and LH front side door drop glass and pivoting ventipanes with pushbutton locks
  - Double flip-out glass in sliding side door and same on opposite side; bright frames
  - Stationary glass in each rear-quarter window and reardoor
- **Grille:** Molded plastic; painted argent; integral Chevrolet emblem at center includes bright insert with ochre trim
- **Grille Frame:** Headlamp parking-lamp bezels plus upper and lower moldings joining extensions of lamp bezels; painted silver
- **Horns:** Dual, electric, low- and high-note
- **Hub Caps:** Bright metal with black and ochre trim
- **Keys:** Two-key system, with separate keys for ignition switch and door locks
- **Lights:**
  - Backup lamps: Two rear (integral with taillamps)
  - Combination parking/direction/hazard: Two front
  - Combination tail/stop/direction/hazard: Two rear
  - Headlamps: Two; Power Beam
  - License plate lamp: Single rear
  - Side marker lamps and reflectors: Two front and two rear
- **Mirrors:** RH and LH chrome; fixed arm with adjustable 4½" x 6" head
- **Nameplates:** Bright "Sportvan/Series" plates on front fenders; bright "Chevrolet" plate on LH rear door
- **Tools:** Mechanical jack and wheel wrench
- **Undercoating:** On body rocker panels, step panels, and wheelhouses
- **Wheels:** Painted white
- **Windshield Wipers and Washers:** Electric, 2-speed wipers with matte finish on exposed metal portions; coordinated washers

# SPORTVAN

## STANDARD MODEL—BODY ORDERING CODE ZW9

The standard model includes the following items as standard equipment



### INTERIOR

- **Air Vents:** RH and LH; individually controlled
- **Armrests:** RH and LH side door and rear seat; padded
- **Ashtrays:** At top of instrument panel extension, with door. In rear seat armrests; with covers
- **Coat Hook:** LH side
- **Colors:**
  - Painted areas: Same as exterior primary color choice
  - Interior trim: Coordinated with seat trim color choice
- **Door Locks:** Inside pushbutton lock/release for front doors; rotating locking knob for sliding side door
- **Door Seals:** Latex foam rubber
- **Floor Covering:** Embossed black rubber mats; over entire floor area and front wheelhouses
- **Headliner:** Mystic-colored perforated hardboard; driver area
- **Heater and Defogger:** Deluxe-air
- **Instruments:**
  - Gages: Speedometer, odometer, and fuel
  - Switches: Main, for control of exterior lights, instrument lights and dome lights; wiper-washer; headlight beam (foot); ignition; direction signal (with lane change position); hazard warning; heater fan; door-operated dome lamp
  - Warning lights: Generator, oil pressure, engine temperature, service-parking brake, direction/hazard signal, and high beam
- **Instrument Panel:** Bright trim on gage bezels; black applique with bright trim on area below instrument cluster
- **Instrument Panel Control Knobs:** Bright, with brush finish and black graphic identification for main light switch control.
- **Insulation and Sound Deadening Material:** Dash (firewall), entire floor panel, engine cover extension, and inside engine cover
- **Lights:** Instruments, front and rear dome
- **Mirror:** 10", vinyl-edged prismatic
- **Parcel Tray:** On top surface of instrument panel extension; includes beverage holder provisions
- **Safety Step Pads:** Front and sliding side door step panels
- **Seat Belts:** Pushbutton release; driver, front passenger and all rear seat positions; outboard retractors for driver and front passenger
- **Seats:** Front, adjustable bucket driver and passenger; rear quick removable 3-passenger; all-vinyl trim; foam padded. See Interior and Exterior Color Selection Chart for color availability
- **Spare Tire Carrier:** RH rear side
- **Steering Wheel:** 16" diameter black soft vinyl wheel with 2 spokes
- **Storage Box:** In front face of instrument panel extension; with door
- **Sunshades:** RH and LH padded, color keyed
- **Trim Panels:** Painted metal with decorative embossments; front side doors and sliding side door

# SPORTVAN

## CUSTOM APPEARANCE EQUIPMENT OPTION—RPO Z61

This option includes all exterior items listed for the standard model plus the following additions or substitutions

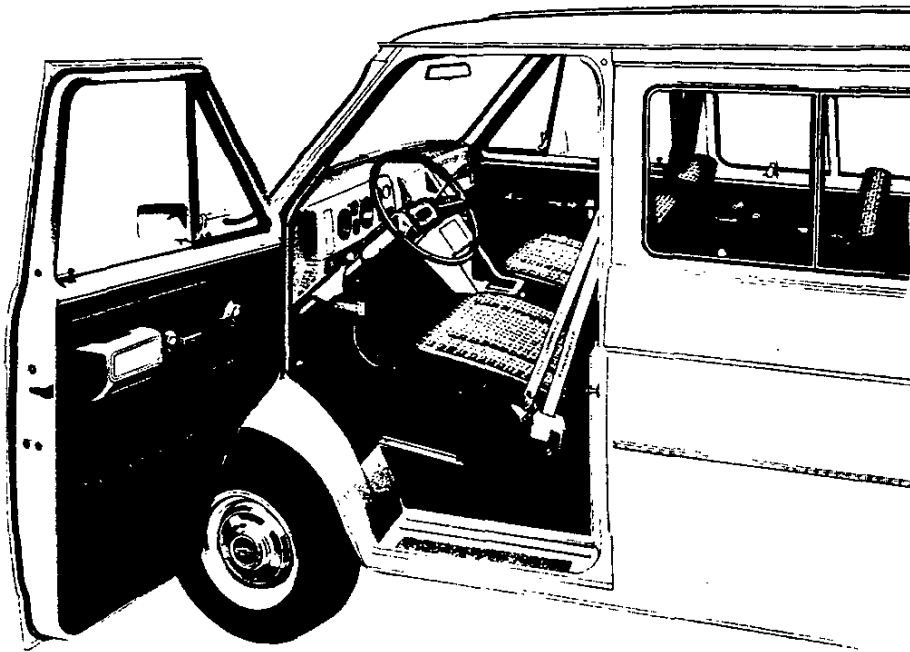


### EXTERIOR

- **Bright Appearance Items:**
  - “Custom Sportvan” nameplates, with series designation, on front fenders
  - Lower body side and rear moldings with black paint trim
  - Taillamp bezels

## CUSTOM COMFORT AND CONVENIENCE EQUIPMENT OPTION—RPO Z62

This option includes all interior items listed for the standard model plus the following additions or substitutions



### INTERIOR

- **Cigar Lighter**
- **Coat Hooks:** LH and RH side, above rear-quarter windows
- **Floor Covering:** Color-keyed rubber mats; for entire floor area, including front and rear wheelhouses
- **Garnish Moldings:** Mystic colored plastic moldings for rear compartment side windows, front and rear roof header panels, roof front side rails and windshield pillars, front door lock pillars, lower sliding door hinge pillar, and sliding door track and roller bracket
- **Headliner:** Full-length, mystic colored; foam-backed cloth
- **Insulation:** Above headliner
- **Spare Tire Cover:** Black vinyl (G10); Color-keyed vinyl (G20-30)
- **Trim Panels:** Color-keyed, vinyl-coated, embossed hardboard on doors and sidewalls

## SPORTVAN


### BEAUVILLE SPORTVAN MODEL—BODY ORDERING CODE E94

This model includes all items listed for the Custom Appearance and Custom Comfort and Convenience options plus the following additions or substitutions



#### EXTERIOR

- **Bright Appearance Items:**
  - "Beauville" nameplates, with series designation, on front fenders
  - Front and rear bumpers
  - Front door ventipane posts
  - Trim for side marker lamps and reflectors
  - Windshield reveal moldings
  - Headlamp/parking lamp bezels
- Upper and lower grille outline moldings
- Chromed grille insert
- **Special Headlamps:** Rectangular; single RH and LH
- **Special Side Marker Lamps and Reflectors:** RH and LH front and rear




#### INTERIOR

- **Bright Appearance Items:**
  - Trim on applique at RH side of instrument panel
  - Trim moldings at center of instrument panel
  - Trim on door and sidewall trim panels
- **Enclosure Panels:** Color-keyed plastic trim panels to conceal rear seat armrest supports and seat risers
- **Floor-Covering:** Color-keyed carpeting; over entire floor area including front and rear wheelhouses; lower portion of engine cover and vertical walls of front door and sliding side door stepwells
- **Deluxe Instrument Panel:** Two-tone color treatment; wood-grain applique with bright trim for instrument cluster and central area; black applique with bright trim and Beauville lettering on RH side
- **Insulation:** On front and rear wheelhouses; under instrument panel upper extension; behind door and sidewall trim panels
- **Seats:** High-backed driver and front passenger bucket seats, and standard rear passenger seat with choice of: 1) dual-tone striped vinyl trim in blue, mystic, camel tan or carmine; or 2) basketweave pattern nylon cloth/vinyl trim in blue, green, mystic, camel tan or carmine
- **Stepwell Mats:** Embossed black rubber mats for top surface of front door and sliding side door stepwells
- **Trim Panels:** Embossed, color-keyed vinyl on doors and sidewalls with styling coordinated with seat trim and carpeting on lower areas
- **Visor Mirror:** On RH sun visor

# SPORTVAN

## BODY CONSTRUCTION FEATURES



The all-steel, Chevy Van and Sportvan bodies feature body-frame integral construction for outstanding structural rigidity and excellent durability. The basic bodies of either the nominal 15 foot (110" WB) or 17 foot (125" WB) models are comprised of an underbody structure, front end structure, left and right hand side panel structures, and a roof panel structure.

Longitudinal side rails, cross sills, and outriggers form the integral frame to which front and rear floor panels are welded, completing the underbody structure. Main structural members are of heavy-gage steel. A step well is incorporated in the underbody in the area adjacent to the front doors and sliding side door to provide convenient entry and exit.

The front end structure incorporates an engine compartment with outside opening hood panel which affords quick and easy access to 27 service points, such as the engine, radiator, battery, brake master cylinder and windshield washer reservoir. The radiator support upper tie bar and baffles are mechanically attached to facilitate engine removal. A plenum chamber with high-level air intake is utilized in the front end structure to assure a plentiful supply of dry, outside air for interior heating and ventilating as well as to add rigidity to the overall body structure. Air outlets to the interior are provided on the left hand and right hand sides by manually controlled doors (RH door omitted with optional air conditioning).

Side panel structures are comprised basically of seamless, one-piece outer panels reinforced with vertical strainers and welded to roof rails at the top and to rocker panels at the bottom. Left hand side panel structures utilize three vertical strainers, with a fourth strainer added for 17-foot bodies. Right hand side panel structures, which are smaller because of the provision for the base side load door, are reinforced with one vertical strainer in 15-foot body applications and two strainers in 17-foot body applications. Two window openings are incorporated in the left hand side panel for all Sportvans, or for Chevy Vans with RPO A07 body glass; one window is incorporated for the Nomad model and for Chevy Vans with RPO A17 body glass. The right hand side panel for Sportvan models, or Chevy Van with RPO A07 or A08 body glass, has one window. Provision is made at the rear of the left hand side panel for incorporation of a door to conceal the fuel tank filler.

Roof panels are of one-piece design and are embossed with six longitudinal stiffening ribs. Four roof bows support the 15-foot body roof panel, while five roof bows are used for the 17-foot body.

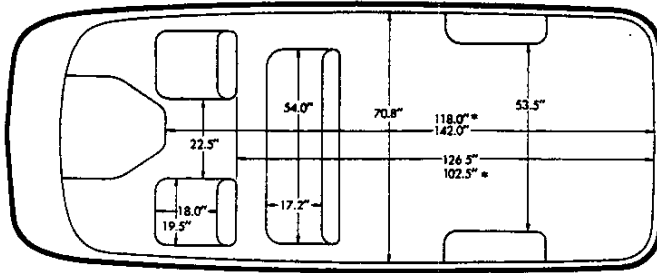
Special attention is given to corrosion prevention during the construction and final finishing of the Chevy Van/Sportvan body. The following body design features occur during the construction of the body:

1. Use of special steel (galvanized, zinc iron alloy, zinc coated) for body components especially subject to corrosion.
2. Use of one-piece outer panels to minimize exterior joints where corrosion might occur.
3. Use of heavy-gage steel for main underbody components.
4. Use of weld-through sealers in the assembly process to assure strong welds.

After body construction is completed, additional corrosion preventative steps are taken in the final finishing operation. The following occur:

1. The body, doors and hood are thoroughly cleaned by processing them through a 7-stage zinc phosphate washer.
2. Next, the body, doors and hood are primed by the Elpo electro-coating process which is the deposition of an electrically charged colloidal paint using an electric current. Electro-coating assures uniform application of primer even on surfaces normally inaccessible. In the process, the body, doors and hood are submerged in an emulsion of water and paint; the body, doors and hood and the emulsion are then oppositely charged, causing the paint to adhere to the metal.
3. Sealers are then applied to all critical interior-exterior joints.
4. Undercoating is sprayed on the undersurfaces of the wheel housings, front door step panels and body rocker panels.
5. The body, doors and hood are painted with enamel.
6. A sealer pad is installed on the top surface of the floor panel at the left hand side, and is bonded to the floor panel as the body bakes in the topcoat oven.
7. The lower inside surfaces of the doors and rocker panels are sprayed with aluminum wax preservative.
8. Finally, clear polyurethane film stone shields are added ahead of the rear wheel openings to prevent stone chipping.

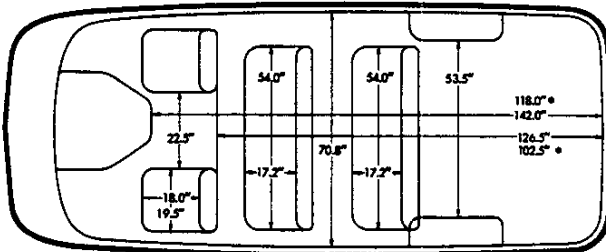

# SPORTVAN



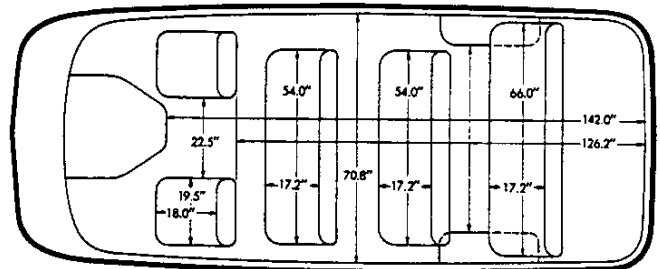
STANDARD 5 PASSENGER (125" WB)

## SPORTVAN SEATING ARRANGEMENTS

Seating arrangements for standard and optional seats. For model availability see model option price pages.




OPTIONAL 8 PASSENGER (125" WB)



OPTIONAL 12 PASSENGER (G 30 ONLY)

• 110" WB MODELS

## INSTRUMENTS



The standard instrument cluster gauges and heater controls are set into the molded plastic instrument panel and have bright bezels. The large LH opening contains the speedometer, odometer, high beam indicator, and service-parking brake warning light.

The large RH opening contains the fuel gage with a graphic symbol. An "Unleaded Fuel Only" notation is carried on the face of the fuel gage for models which require this fuel. The upper small opening between these two large openings houses the warning lights with graphic symbols for temperature, low oil pressure and generator. The lower opening is provided to house the optional electric clock RPO U3S.

August 3, 1979

On the upper RH side the two small openings are provided to house the controls for the rear heater RPO C36 (LH) and the rear air conditioner RPO C69 (RH). Below these openings are the heater/defogger and optional front air conditioner controls. A similar instrument cluster with voltmeter, oil pressure gage and engine temperature gage is available as RPO Z53.

The area below the instrument cluster contains, from left to right, the windshield washer/wiper switch, main light switch, and ignition switch. This lower area has a black applique with bright trim. At the far left is the provision for the LH front air conditioner air outlet.

# SPORTVAN

## INTERIOR AND EXTERIOR COLOR AVAILABILITY CHART

Please Note: Exterior and interior paint combinations shown in chart below are those recommended by Chevrolet. Any exterior color combination may be ordered with any available seat trim if the particular combination is desired by a customer.

SEAT TRIM			MODEL OPTION		SEAT TRIM COLOR AND ORDERING CODE				
Fabric	▲Code	Bucket Seat Type	Standard or Custom Z62	Beauville E94	Blue	Green	Carmine	Camel Tan	Mystic
Standard Vinyl	V	Low Back	X		VDD2			VCC2	
Custom Vinyl	W	High Back	X	X	XDD4		XRR4●	XCC4	XMM4●
Custom Cloth	G	High Back		X	KDD4	KGG4	KRR4	KCC4	KMM4
		Swivel*		X	KDD6			KCC6	KMM6
<b>♦EXTERIOR COLORS</b>			<b>Primary</b>	<b>Secondary</b>	<b>RECOMMENDED INTERIOR TRIM COLORS</b>				
<b>FROST WHITE</b>			12	12	X	X	X	X	X
Mystic Silver			12	17	X		X		X
Medium Blue			12	23	X				
Santa Fe Tan			12	60				X	
Dark Carmine Red			12	71			X		
Midnight Black			12	86	X		X		X
<b>MYSTIC SILVER (Metallic)</b>			17	17	X		X		X
Frost White			17	12	X		X		X
Dark Carmine Red			17	71			X		X
Midnight Black			17	86	X		X		X
<b>CHARCOAL (Metallic)</b>			18	18	X		X		X
Frost White			18	12	X		X		X
Mystic Silver			18	17	X		X		X
Midnight Black			18	86	X		X		X
<b>MEDIUM BLUE</b>			23	23	X				
Frost White			23	12	X				
Mystic Silver			23	17	X				
<b>LIGHT BLUE METALLIC</b>			25	25	X				
Frost White			25	12	X				
Medium Blue			25	23	X				
<b>NORDIC BLUE METALLIC</b>			30	30	X				X
Frost White			30	12	X				X
Mystic Silver			30	17	X				X
Medium Blue			30	23	X				X
<b>LIGHT GREEN</b>			42	42		X			
Frost White			42	12		X			
<b>WOODLAND GREEN</b>			46	46		X		X	
Frost White			46	12		X		X	
Mystic Silver			46	17		X		X	
Santa Fe Tan			46	60		X		X	
<b>SANTA FE TAN</b>			60	60				X	
Frost White			60	12				X	
<b>DARK CAMEL METALLIC</b>			62	62				X	
Frost White			62	12				X	
Santa Fe Tan			62	60				X	
<b>CAMEL METALLIC</b>			65	65				X	
Frost White			65	12				X	
Santa Fe Tan			65	60				X	
<b>CARMINE RED</b>			70	70			X	X	
Frost White			70	12			X	X	
Mystic Silver			70	17			X		
Santa Fe Tan			70	60			X	X	
Dark Carmine Red			70	71			X	X	
<b>DARK CARMINE RED</b>			71	71			X	X	
Frost White			71	12			X	X	
Mystic Silver			71	17			X		
Santa Fe Tan			71	60			X		
<b>MIDNIGHT BLACK</b>			86	86	X		X	X	X
Frost White			86	12	X		X		X
Mystic Silver			86	17	X		X		X
Santa Fe Tan			86	60			X		X
<b>BURNT ORANGE METALLIC</b>			95	95				X	
Frost White			95	12				X	
Santa Fe Tan			95	60				X	

♦ Primary color shown in **BOLDFACE TYPE**; secondary colors shown in Lightface Type. \*Includes reclining feature.

● Beauville models only.


▲ Seat Trim Codes: V—Houndstooth Pattern Vinyl; W—Dual-tone Striped Vinyl; G—Basketweave Pattern Cloth.

# SPORTVAN

## SOLID AND TWO-TONE\* EXTERIOR COLOR COMBINATIONS

The application of paint for solid and two-tone exterior color combinations is shown below.

### SOLID PAINT—ZY1




#### SOLID COLOR

**Solid color** paint (ZY1) is standard on all models. All painted areas on the body are the same color.

### SPECIAL TWO-TONE PAINT—ZY3

#### Primary Body Color




#### Secondary Body Color

#### SPECIAL TWO-TONE

**Special two-tone** (ZY3) paint colors consist of a primary paint color applied to the areas above the upper styling crease line and below the lower styling crease line. The secondary color is applied to the area between these styling crease lines. The choice of secondary colors is limited to those listed for each primary color in the color chart.

### DELUXE TWO-TONE PAINT—ZY4

#### Primary Body Color



#### Secondary Body Color

#### DELUXE TWO-TONE

**Deluxe two-tone** (ZY4) paint colors consist of a primary paint color applied to the areas above the belt line and also to the areas between the upper and lower styling crease lines. The secondary color is applied to the areas between the belt line and the upper styling crease line and also to the area below the lower styling crease line. The choice of secondary colors is limited to those listed for each primary color in the color chart.

\*Optional at extra cost.



# SPORTVAN

## TWO-TONE EXTERIOR COLOR COMBINATIONS\*



### SPECIAL TWO-TONE

\*Optional at extra cost.

# SPORTVAN

## TWO-TONE EXTERIOR COLOR COMBINATIONS\*



### DELUXE TWO-TONE

\*Optional at extra cost.

August 3, 1979

Sportvan—Page K

# NOTES