

1995

CHEVROLET

SUBURBAN

1995 SUBURBAN



• **Standard 5.7 Liter V8 Engine with Electronic Fuel Injection** — improved for 1995, with free-flow exhaust manifolds, this willing worker generates 200 hp @ 4000 rpm and 310 lb.-ft. of torque @ 2400 rpm. • **6.5L V8 HD Turbo-Diesel** — ideal for big trailer-towing jobs, thanks to plenty of low-end torque. Horsepower is 190 @ 3400 rpm and torque is 385 lb.-ft. @ 1700 rpm. • **Four-Speed Electronically Controlled Automatic Transmission with Overdrive** — for smooth, consistent shifts, whether carrying small payload or towing trailer. • **Insta-Trac® 4x4 System** — standard on 4WD models, it lets driver shift from free-wheeling 2WD to 4WD High and back at any speed.



• **New Family of Electronically Tuned AM/FM Stereos** — a host of new features for 1995, including a CD player, increases listening pleasure and user-friendliness. • **Rear-Door Choices** — Suburban offers wide-opening panel doors or lift-glass with drop-gate and power-release. • **Trim Levels** — choice of Base or LS/LT decor. New LT includes leather seating surfaces. Power lumbar adjustment for driver and passenger included with LS or LT trim.



• **Impressive Towing Capabilities Up to 17,000 lbs. GCWR** — that's for a properly equipped K2500 4x4. Includes truck, passengers, equipment, trailer and cargo. • **Seating for Up to 9 Passengers** — 3-passenger seating is standard in Base model; 9-passenger in LS (8 with available bucket seats); 8-passenger in LT, with third-row seat delete optional. • **Impressive Cargo Space** — up to a big 149.5 cu. ft. with the available second-row seat stowed. Accommodates loads up to 97.7 inches long.



— **TO OWN** • **Scotchgard™ Protector** — on cloth seats, door panels, carpet. Resists stains for easy cleanup. • **Available Rear Heating/Cooling Controls** — with separate controls for second-row passengers. — **ON THE MIND** • **New Driver-Side Air Bag (Supplemental Inflatable Restraint)** — helps reduce the chance of injury in certain moderate to severe frontal collisions. Always wear safety belts, even with air bags. • **Four-Wheel Anti-Lock Brake System (ABS)** — helps maintain steering control and prevent skidding when braking on most slippery surfaces. • **Steel Side Door Beams** — adds the strength and security of steel for greater protection in case of side impact.





• **Two-Side-Galvanized Steel** — on all exterior body panels (except roof) provides maximum corrosion protection. • **Base-Coat/Clear-Coat Paint** — resists fading and provides a high-gloss shine for long-lasting exterior beauty. • **Anti-Chip Coating** — on lower-body surfaces helps prevent damage to finish. • **Serpentine Accessory Drive Belt** — automatic tension adjustment designed to provide longer service life than conventional belt systems.

RED: • New Feature



FEATURE VEHICLE

for 1995 is the C1500 Suburban with LT trim and Special Trailering Equipment Package (detailed on the following sheet).



FOCUS VEHICLE

for 1995 is the C1500 Suburban with LS trim. This vehicle is popular with buyers who want a high-trailering capability and a comfortable, spacious interior. It features seating for up to 9 passengers. When equipped with 1SBX, this model represents an excellent opportunity for high-volume Suburban sales at your dealership.




- NEW DRIVER-SIDE AIR BAG
- NEW TRIM NAMES — BASE AND LS/LT — REPLACE CHEYENNE AND SILVERADO
- NEW INSTRUMENT PANEL
- NEW SEATS, WITH IMPROVED DESIGN
- NEW FAMILY OF STEREOS

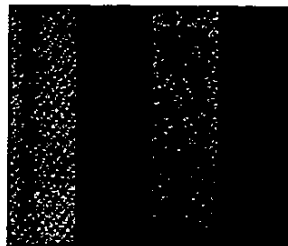
SEE PAGE 4 FOR DETAILS. →

1995 SUBURBAN

TRIM COLOR/SEAT STYLE AVAILABILITY



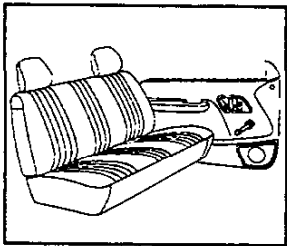
Vinyl available in Beige, Blue, Gray and Red.



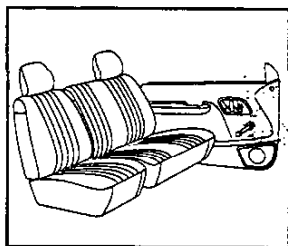
LS Custom Cloth available in Beige, Blue, Gray and Red.



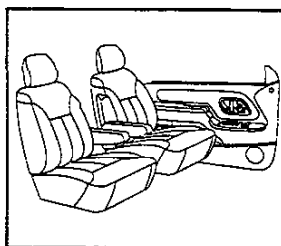
LT ultrasoft leather seating surfaces available in Beige, Blue, Gray and Red.



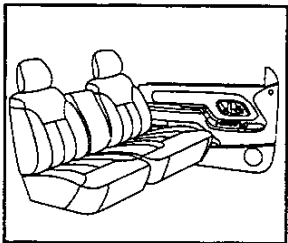
Bench seat — Base.



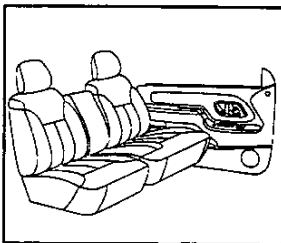
Reclining split-bench seat — LS.



Reclining high-back bucket seats — LT.




Reclining 60/40 split-bench seat — LS

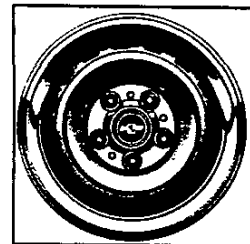


Reclining 60/40 split-bench seat — LT

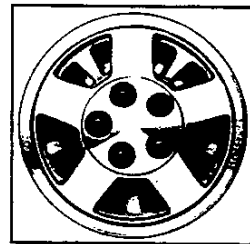
WHEELS




Standard steel, painted argent with black hub ornament.



Rally Wheel trim with bright trim ring.




15" 2WD cast-aluminum — C1500 models only (standard on LS/LT).



16" 4WD cast-aluminum — K1500 models only (standard on LS/LT).

MOST POPULAR EXTERIOR COLORS BY PERCENTAGE

Clockwise below are the anticipated four most popular Suburban colors for 1995, based on national sales volume. They are listed for reference only. To identify the top-selling colors in your area, by model, use the Retail Sales Analysis (RSA).



Summit White	-----	21%
Emerald Green Metallic	-----	15%
Teal Blue Metallic	-----	12%
Indigo Blue Metallic	-----	12%
Other colors	-----	40%

MOST POPULAR EXTERIOR COLORS WITH CORRESPONDING INTERIOR COLOR AVAILABILITY

Exterior Colors	Interior Material Colors			
	Beige	Blue	Gray	Red
Summit White	●	●	●	●
Emerald Green Metallic	●		●	
Teal Blue Metallic	●		●	
Indigo Blue Metallic	●	●	●	

NOTE: New Suburban exterior color is Emerald Green Metallic. Dark Autumnwood Metallic has been deleted.

SUBURBAN

FEATURE VEHICLE: C1500 SUBURBAN LT WITH SPECIAL TRAILERING EQUIPMENT PACKAGE (Z82)

Suburban with the LT Preferred Equipment Group 1SCX with Special Trailering Equipment Package is this year's Feature vehicle. It includes the following equipment, in addition to or replacing items in the standard decor: LT Decor with leather seating surfaces. Power Driver Seat and Remote Keyless Entry. Suburban has special appeal to affluent professionals/managers and retirees who travel and trailer long distances with their families.

FOCUS VEHICLE: C1500 SUBURBAN LS

Ordering Recommendations:

The recommended C1500 Suburban LS content, based on national sales volume, is listed below to assist your dealership in ordering.

C1500 Suburban with LS Preferred Equipment Group 2 (1SBX) includes:

- Choice of ZW9 Panel Doors or E55 Tailgate with Lift-Glass
- LS_Decor (YE9)
- Air Conditioning: Front and Rear
- Convenience Group: Tilt-Wheel™ Adjustable Steering Column and Electronic Speed Control
- ETR AM/FM Stereo with Automatic Tone Control, Cassette Tape Player
- Seating: Center & Rear
- Cast-Aluminum Wheels
- Rear-Window Defogger (with ZW9 body)
- Rear Wiper/Washer with Defogger (E55 body only)
- Heater: Rear
- Luggage Carrier.

NOTE: Model, PEG and optional equipment content may vary in your locality. Use the Retail Sales Analysis (RSA) to verify or select your dealership's Suburban Focus vehicle content.

'95 PRODUCT POSITIONING

Again this year, Chevy Suburban is secure in its position as America's Superwagon. It is positioned as a unique family utility vehicle with distinctly upscale features. By far the most popular vehicle of its kind, Suburban continues to offer a well-engineered combination of towing muscle, passenger comfort and cargo versatility.

Suburban is designed for families who travel and trailer long distances. A choice of Preferred Equipment Groups offers many features these customers typically want.

Suburban shares many C/K truck components, which give it a high degree of built-in ruggedness and dependability — powertrain, suspension, frame design and extensive corrosion protection, to name a few. It all adds up to a versatile, all-around daily commuter or long-distance hauler sure to meet the needs of many customers.

COMPETITIVE VEHICLES

Jeep Grand Cherokee
Ford Explorer
(Eddie Bauer edition)
Toyota Land Cruiser.

SUBURBAN

FORECASTED PERCENT OF MIX

Series		
C/K1500	85%	
C/K2500	15%	
Total	100%	
Models		
Panel Doors (ZW9)	80%	
Tailgate (E55)	20%	
Total	100%	
Trim Levels		
Base	3%	
LS/LT	97%	
Total	100%	
Engines		
	C/K1500	C/K2500
5.7L V8	85%	20%
6.5L HO V8 Turbo-Diesel	15%	35%
7.4L V8	N/A	45%
Total	100%	100%
Transmissions		
Automatic	100%	
Total	100%	

DELETIONS

- Trim names Cheyenne and Silverado have been deleted for 1995. In their place are Base and LS/LT (LT indicates Leather Trim).
- One exterior color has been deleted this year: Dark Autumnwood Metallic. It has been replaced with Emerald Green Metallic.
- Three interior colors have been deleted this year: Dark Red, Dark Blue and Light Smoke Gray. They have been replaced with Ruby Red, Navy and Medium Smoke Gray.

ADDITIONAL INFORMATION ON SIGNIFICANT FEATURES

- Standard four-wheel anti-lock brake system. ABS prevents wheel lockup while braking and is designed to help the driver maintain steering control and prevent skidding when braking on most slippery surfaces.
- New driver-side air bag (Supplemental Inflatable Restraint). Designed to help prevent injury in certain moderate to severe frontal collisions. Always wear safety belts, even with air bags.
- New instrument panel. Features new switches, radios, cluster HVAC controls, hush panel and driver-side SIR knee bolster.
- New seats. Improved design with impressive new level of comfort includes new contours and vinyl fabrics on front and rear seats. All outboard seats have adjustable head restraints. Additional features with uplevel LS Custom Cloth trim include wide-centered armrests, independently adjustable split-backs, power adjustable lumbar (driver and passenger) and seat-back storage nets. New leather seating surfaces (front and rear) and power lumbar support for both driver and passenger are included with LT trim.
- New family of stereos. New features include bi-directional seek-scan, additional frequency presets and, where cassette tape player is included, automatic noise reduction and end-loaded tape. Uplevel model radios include TheftLock™ with LED flasher visible from outside the vehicle (activation occurs any time battery power is removed). Speed-Compensated Volume Control and Automatic Tone Control selections, including rock, pop, jazz, news and classical, with each frequency preset retaining its own auto-tone selection. Compact disc player upgrade features include random select and ability to switch from compact disc to radio without ejecting disc.
- New optional floor console (standard with high-back bucket seats). It features pivoting writing surface on top of lid, map pocket under lid, cassette tape stowage bin with lid, removable coin holder, rear-seat occupant cup holder and latched stowage drawer with rear-seat access.

SUBURBAN EQUIPMENT SUMMARY

STANDARD INTERIOR FEATURES

		BASE	LS	LT
AIR BAG:	DRIVER'S SIDE	S	S	S
CUPHOLDERS:	DUAL IN DASH	S	S	S
DOOR BEAMS:	SIDE IMPACT	S	S	S
GAGES:	OIL PRESSURE, TACHOMETER, TRIP ODOMETER AND VOLTMETER	S	S	S
GLASS:	SOLAR RAY TINTED, ALL WINDOWS	S	S	S
JACK:	WITH WHEEL WRENCH	S	S	
LIGHTING:	DOME W/LH & RH DOOR SWITCH, READING ASHTRAY, GLOVE-BOX, UNDERHOOD & CARGO LAMPS	S	S	
POWER POINTS:	DUAL COVERED	S	S	S
SCOTCHGARD:	ALL CLOTH AND CARPET SURFACES	S	S	S
WARNING TONE:	KEY-IN-IGNITION BUZZER			

STANDARD EXTERIOR FEATURES

		BASE	LS	LT
AIR DAM:	DARK ARGENT	S	S	S
KEY:	SINGLE TWO SIDED	S	S	S
SPARE TIRE:	FULL SIZE SPARE TIRE & WHEEL	S	S	S
TOW HOOKS:	TWO FRONT ON 4X4 MODELS	S	S	S
WIPERS:	INTERMITTENT WINDSHIELD W/PULSE WASHERS	S	S	S
WIRE HARNESS:	7 WIRE TRAILERING	S	S	S

STANDARD CHASSIS FEATURES

		BASE	LS	LT
BATTERY:	HEAVY-DUTY 600 CCA	S	S	S
BRAKES:	POWER ASSISTED FRONT DISC, REAR DRUM W/4-WHEEL ANTI-LOCK AND TRANSMISSION SHIFT INTERLOCK	S	S	S
ENGINE:	5.7 LITER V8 GAS W/ELECTRONIC FUEL INJECTION	S	S	S
FUEL TANK:	42 GAL	S	S	S
GENERATOR:	100 AMP	S	S	S
STEERING:	POWER ASSISTED	S	S	S
SUSPENSION FRT:	INDEPENDENT COIL W/2WD INDEPENDENT TORSION BAR W/4X4	S	S	S
SUSPENSION RR:	HYPOID DRIVE W/LEAF SPRINGS	S	S	S
TRANSMISSION	4-SPEED AUTOMATIC W/OVERDRIVE	S	S	S

**SUBURBAN
TRIM DEFINITION & OPTION SUMMARY**

INTERIOR TRIM

		BASE	LS	LT
AIR CONDITIONING:		O	S	S
ASSIST HANDLES:	RF FRONT SEAT - LH & RH REAR SEAT	S	S	S
CONVENIENCE GP:	POWER WINDOWS, LOCKS AND OUTSIDE MIRRORS	--	S	S
	POWER LOCKS ONLY	O	--	--
	TILT WHEEL AND CRUISE CONTROL	O	S	S
DOOR TRIM:	MOLDED PLASTIC W/ARMREST	S	--	--
	COLOR-KEYED CLOTH AND CARPET TRIM	--	S	S
FLOOR COVERING:	FULL BLACK RUBBER	S	--	--
	COLOR-KEYED CARPET W/RUBBER MATS	--	S	S
HEADLINER:	COLOR-KEYED CLOTH	S	S	S
MAP POCKETS:	IN PASSENGER & DRIVER'S DOOR	--	S	S
RADIO:	AM/FM STEREO W/SEEK & SCAN	S	--	--
	AM/FM STEREO W/SEEK & SCAN, CLOCK AND CASSETTE TAPE W/AUTO TONE CONTROL	O	S	S
RR QUARTER TRIM:	BLACK COMPOSITE FIBER	S	--	--
	CLOTH COVERED (ALSO W/C36/C69/AS3)	--	S	S
SEATING FRT:	VINYL BENCH SEAT	S	--	--
	CUSTOM CLOTH 60/40 SPLIT BENCH	--	S	--
	CUSTOM CLOTH HIGH BACK BUCKETS	--	O	--
	LEATHER HIGH BACK BUCKETS	--	--	S
SEATING RR:	3 PASSENGER FOLDING	O	S	S
	3 PASSENGER THIRD SEAT	O	S	S
SPARE TIRE COVER:	COLOR-KEYED, CLOTH COVER	--	S	S
STEERING WHEEL:	SIMULATED LEATHER	S	--	--
	LEATHER	--	S	S
SUNSHADES:	CLOTH W/LH STORAGE STRAP & RH MIRROR	S	--	--
	LH STORAGE STRAP & RH LIGHTED MIRROR	--	S	S

EXTERIOR TRIM

		BASE	LS	LT
BUMPERS FRT:	CHROME WITH BLACK RUB STRIPS	S	--	--
	CHROME WITH BLACK RUB STRIPS & BRIGHT TRIM	--	S	S
BUMPER RR:	CHROME WITH STEP PAD	S	S	S
CARRIER:	ROOF MOUNTED LUGGAGE CARRIER	--	S	S
GRILLE:	MOLDED PAINTED ARGENT	S	--	--
	CHROME DELUXE	--	S	S
HEADLAMPS:	SINGLE RECTANGULAR HALOGEN	S	--	--
	DUAL COMPOSITE HALOGEN	--	S	S
HORN:	SINGLE NOTE	S	--	--
	DUAL NOTE	--	S	S
LICENSE HOLDER:	FRONT BUMPER	O	O	O
MIRRORS:	BLACK BREAK-A-WAY	S	--	--
	BLACK ELECTRIC OSRV	--	S	S
MOLDINGS:	BODY SIDE WITH BRIGHT TRIM AND BRIGHT WHEEL OPENING TRIM	--	S	S
NAMEPLATES:	NONE	S	--	--
	LS BADGE ON B-PILLAR	--	S	--
	LT BADGE ON B-PILLAR	--	--	S
PAINT:	SINGLE TONE	S	S	S
	TWO-TONE SUBSTITUTE	--	O	O
WHEELS:	SILVER PAINTED W/BLACK CENTER CAP	S	--	--
	RALLY WHEEL TRIM (STD ON 1500 W/QHA or QIZ TIRES)	O	S	S
	RALLY WHEEL TRIM (STD ON 2500 LS & LT)	O	--	--
	ALUMINUM (1500 W/O L65 ENG)	O	S	S

MODEL AND BODY

	Description	Model No	Body	Wheel Base
*22,537.00	2 Wheel Drive Model ..	CC10906	ZW9	131.5
*24,847.05	4Wheel Drive Model ..	CK10906	ZW9	131.5

*Includes Destination & Handling Charges

EMISSIONS (Must Order One) (Refer Emission Requirements Section)

- FE9 Federal Emission Requirements
- YF5 California Emission Requirements
- NG1 Massachusetts Emission Requirements
- NB8 California or Massachusetts Emission Override (Reqs FE9 Federal Emissions)
- NC7 Federal Emission Override (Reqs YF5 California or NG1 Massachusetts Emissions)

POWER TEAMS (Must Order Engine, Transmission and Rear Axle)

(Consult GVWR Selector For Minimum Equipment Required)

ENGINE	TRANSMISSION	AXLES		GVWR
	AUTO	3.42	3.73	
	Lt Duty / H Duty			
CC10906				
L05 V8 5.7 Liter (350 Cu In) EFI	M30	GU6	GT4	6800
L65 V8 Turbo Diesel 6.5 Liter (400 Cu In)	MT1	(a) GU6	--	7700
CK10906				
L05 V8 5.7 Liter (350 Cu In) EFI	M30	GU6	GT4	7200
(b)L65 V8 Turbo Diesel 6.5 Liter (400 Cu In)	MT1	(a) GU6	--	8050

- (a) N/A YF5 California Emissions
- (b) Reqs B71 w/Molding

C/K 1500 SUBURBAN

GVWR SELECTOR (MUST SPECIFY GVW OPTION)

GVW Opt Required	GVW Rating (lbs)	GAWR (lbs)	
		Front	Rear
C10906			
C5U	6800	2950	3968
C3F	7700	3600	6084
K10906			
C5Z	7200	3600	4000
C5I	8050	3925	4800

GAWR's shown are the minimum for each axle with equipment listed. Other GAWR's are available and they are determined as the minimum capacity of either axle, springs or tires.



CAPACITIES

C10906	
SPRINGS:	AXLES:
Front	Front
2950 Base	3400 Base
Rear	Rear
4000 Base	4000 Base

K10906	
SPRINGS:	AXLES:
Front	Front
3600 Base 3925 w/F60	3925 Base
Rear	Rear
4000 Base	4000 Base

MUST SPECIFY:

AXLE, BODY, EMISSION, ENGINE, TIRES AND TRANSMISSION

**No Deletions Allowed. Additional Options/Upgrades (Where Indicated)
May be Ordered from the Custom Ordering Option Listing.**

	Base	LS	LT
	1	1	1
	S	S	S
	A	B	C
BASE DECOR	X	—	—
LS DECOR		X	—
Air Conditioning: Front and Rear	C69	X	X
ATC Stereo Cassette (A)	UL0	X	X
Heater, Rear	C36	X	X
Glass: Deep Tinted, Solar-Ray	AJ1	X	X
Luggage Carrier		X	X
Rear Wiper/Washer w/Defogger (E55 Body Only)	ZP6	X	X
Rear Window Defogger (ZW9 Only)	C49	X	X
Seat, Rear (B)	AS3	X	X
Tilt and Cruise	ZQ3	X	X
Wheel Trim: Rally (Incl w/L65 Eng)	P06	X	X
Wheels: Aluminum (w/o L65 Eng)	N90/PF4	X	X
LT DECOR			X
Power Seat	AG9		X
Remote Keyless Entry	AU0		X

- (A) May Upgrade
- (B) YG4 May Be Substituted

Preferred Equipment Group Prices

N/C	1SA
	1SB
6857.00	w/E55 & L05
6796.00	w/ZW9 & L05
6607.00	w/E55 & L65
6546.00	w/ZW9 & L65
	1SC
9162.00	w/E55 & L05
9101.00	w/ZW9 & L05
8912.00	w/E55 & L65
8851.00	w/ZW9 & L65

*The Preferred Equipment Group MSRPs Reflect the Basic Group Equipment Prices. For any Option Additions, Upgrades or Substitutions, Refer to the Vehicle Price Schedule for any Price Differential.
**PEG Savings Amount represents the savings for Preferred Equipment Groups.

ADDITIONAL OPTIONS

INCL W/DECOR				OPTION
Base	LS	LT		
N.C.				R8S ACKNOWLEDGEMENTS: Multiple Order Numbers
N.C.				R8T Preliminary Invoice
	x	x		C60 AIR CONDITIONING: (Incls R134A Refrigerant) Front (Incl w/C69 Front and Rear Air Conditioning) w/1SB or 1SC or Option C69 w/1SA
N.C. 845.00				C69 Front and Rear with Dual Controls (Incls C60 Front Air Cond) w/1SB or 1SC w/1SA
N.C. 1295.00				AXLES, REAR: (Refer Power Teams Chart for Availability) GU6 3.42 Ratio GT4 3.73 Ratio G80 Locking Differential
N.C.				ZW9 Panel Doors
N.C.				E55 Tailgate (Lift Glass with Drop Gate and Power Release)
N.C. 33.00				V10 COLD CLIMATE PACKAGE: (Incls Eng Block Heater) (N/A L65 Eng.)
N.C. 383.00	x	x		ZQ3 CONVENIENCE GROUPS: Tilt-Wheel and Speed Control w/1SB or 1SC w/1SA
N.C. 135.00				KC4 COOLING: Engine Oil (Reqs L05 Eng) w/Z82 w/o Z82
N.C. 96.00				KNP Transmission, Heavy-Duty, Auxiliary w/MT1 or Z82 and M30 w/o MT1 or Z82 and M30
N.C.				FE9 EMISSIONS: (Refer Emission Requirement Tab Section) Federal Emission Requirements
N.C. 100.00				YF5 California Emission Requirements
N.C.				NG1 Massachusetts Emission Requirements
N.C.				NB8 California Emission Override (Reqs FE9 Federal Emissions)
N.C.				NC7 Federal or High Altitude Emission Override (Reqs YF5 California or NG1 Massachusetts Emissions)
N.C. 2860.00				L05 ENGINES: (Refer Power Teams Chart for Availability) 5.7 Liter (350 Cu In) V8 EFI
N.C. 125.00				L65 6.5 Liter (400 Cu In) V8 Turbo Diesel (Incls Front Bumper Guards) (K10906 Reqs B71 Molding)
N.C. 305.00	x	x		KL5 Alternative Fuel (LPG or CNG Conversion Ready) (Reqs GT4 Axle) AJ1 GLASS: Deep Tinted, Solar-Ray w/1SB or 1SC w/1SA
N.C.				C5U GVWR: (Must Specify One) (Refer GVWR Selector Chart For Availability) 6800#
N.C.				C5Z 7200#
N.C.				C3F 7700#
N.C.				C5I 8050#
N.C. 205.00				C36 HEATER: Auxiliary, Rear Passenger w/1SB or 1SC w/1SA
N.C. 135.00	N/A			AU0 KEYLESS ENTRY: Remote w/1SC w/o 1SC
N.C. 287.00				VK3 LICENSE PLATE BRACKET: Front
N.C. 223.00				AU3 LOCKS: Power door w/1SB or 1SC w/1SA and E55 w/1SA and ZW9
N.C. 53.00 (-45.00)				DF2 MIRRORS, EXTERIOR: Camper Type, Stainless Steel w/1SA w/1SB or 1SC
N.C. 145.00	N/A			DD7 10" Electrochromatic ISRV with 8 Point Compass
N.C. 180.00				B71 MOLDING: Wheel Flares (K10906 Only) (Reqs LT245 Tires)
N.C. 180.00				ZY1 PAINT, EXTERIOR: (Refer Color/Trim Charts for Availability) Solid
N.C. 290.00	N/A			ZY2 Conventional Two-Tone
N.C. 147.00				ZY4 Deluxe Two-Tone
N.C.				UM6 RADIO EQUIPMENT: Electronically Tuned AM/FM Stereo Radio w/Seek-Scan, Stereo Cassette Tape and Digital Clock
N.C.	N/A	x	x	UL0 Electronically Tuned AM/FM Stereo Radio w/Seek-Scan w/Automatic Tone Control, Digital Clock Cassette Tape, Theft Lock and Speed Compensated Volume (Incls Enhanced Performance Speaker System)

ADDITIONAL OPTIONS

	INCL W/DECOR			OPTION	
	Base	LS	LT		
200.00	N/A			UP0	RADIO EQUIPMENT: (Continued) Electronically Tuned AM/FM Stereo Radio w/Seek-ScanCassette Tape w/Automatic Tone Control, Compact Disc Player, Digital Clock, Theft Lock and Speed Compensated Volume (Incls Enhanced Performance Speaker System)
287.00		N/A	N/A	UL5	Radio Delete
N.C. 154.00		x	x	C49	REAR WINDOW EQUIPMENT: Defogger: Rear Window Electric (w/o ZP6 Wiper/Washer Reqs ZW9 Body) (Incl w/ZP6 Wiper/Washer System) w/ZP6 or 1SB/1SC w/1SA w/o ZP6
N.C. 279.00 240.00		x	x	ZP6	Wiper/Washer System with Defogger (Reqs E55 Tailgate) (Incls C25 Wiper/Washer System and C49 Defogger) w/1SB or 1SC w/1SA
N.C. 632.00	N/A		x	AG9	SEAT: Power Driver's Seat (Reqs Split Bench or Bucket Seats)
N.C. 1182.00		x	x	AT5	SEATING: (Must Specify One With Base Decor) Center, Folding (Incl w/AS3 Center and Rear Seat) (Incls Shoulder Belt System) w/1SB or 1SC or AS3 w/1SA or w/o AS3
N.C. 1182.00		x	x	AS3	Center and Rear (Incls AT5 Center Folding Seat and Shoulder Belt System) w/1SB or 1SC w/1SA
N.C. (-618.00) (-1018.00)				YG4	w/Base Decor Center and Rear Seat Not Desired; w/LS/LT Deletes Third Seat w/1SA w/1SB w/1SC
N.C. 148.00				A52	SEAT TYPE: (Refer Color/Trim Chart for Availability) Bench Seat
N.C. 430.00 225.00				AE7	Reclining Split Bench Seat
				A95	Reclining High Back Bucket Seats w/1SC w/1SB
63.00				NZZ	SKID PLATE PACKAGE: (K1500 Only) (Incls Fuel Tank Shield) (Incls Engine Front Differential and Transfer Case Shield)
N.C. 459.60				F60	SPRINGS: Front, Heavy-Duty (K1500 Only) TIRES: Tubeless (BW - Blackwall; WOL - White Outlined Letters) (Front, Rear and Spare) C10906 Only P235/75R15X All Seasons Steel Belted Radial Ply BW (Reqs L05 Eng) LT245/75R16E All Seasons Radial Ply BW (Reqs L65 Eng) K10906 Only
57.05				QBN	LT245/75R16C On-Off Road Steel Belted Radial Ply BW (Reqs L05 Eng)
182.05				QBX	LT245/75R16C On-Off Road Steel Belted Radial Ply WOL (Reqs L05 Eng)
N.C. 170.55				QIT	LT245/75R16C All Seasons Steel Belted Radial Ply BW (Reqs L05 Eng)
225.95				QIZ	LT245/75R16E All Seasons Steel Belted Radial Ply BW (Reqs L65 Eng)
38.00				QIW	P245/75R16E On-Off Road Steel Belted Radial Ply BW (Reqs L65 Eng)
164.00				V76	TOW HOOKS: (Std K10906)
395.00				Z82	TRAILERING SPECIAL EQUIPMENT: Heavy-Duty (Incls Platform Hitch) w/Diesel Eng w/o Diesel Eng
N.C. N.C.				M30	TRANSMISSION: 4-Speed w/Overdrive Light Duty (Refer Power Teams Chart for Availability)
N.C. 60.00		N/A	N/A	MT1	TRANSMISSION: 4-Speed Automatic w/Overdrive Heavy Duty (Refer Power Teams Chart for Availability) Availability)
N.C. 310.00		x	x	P06	WHEEL TRIM: Rally (N/A N90 or PF4 Wheels) w/1SB or 1SC w/1SA
N.C. 310.00		x	x	N90	WHEELS: (Spare is Base Wheel) Aluminum, Cast (C1500 Only) (N/A L65 Eng) (Reqs QHA Tires) w/1SB or 1SC w/1SA
N.C. 310.00		x	x	PF4	Aluminum, Cast (K1500 Only) (N/A L65 Eng) w/1SB or 1SC w/1SA

C/K 2500 SUBURBAN

MODEL AND BODY

	Description	Model No	Body	Wheel Base		Description	Model No	Body	Wheel Base
*23,769.60	2-Wheel Drive Model	CC20906	ZW9	131.5	*25,988.60	4-Wheel Drive Model..	CK20906	ZW9	131.5

*Includes Destination & Handling Charges

EMISSIONS (Must Order One) (Refer Emission Requirements Section)

- FE9 Federal Emission Requirements
- YF5 California Emission Requirements
- NG1 Massachusetts Emission Requirements
- NB8 California or Massachusetts Emission Override (Reqs FE9 Federal Emissions)
- NC7 Federal Emission Override (Reqs YF5 California or NG1 Massachusetts Emissions)

POWER TEAMS (Must Order Engine, Transmission and Rear Axle)

(Consult GVWR Selector For Minimum Equipment Required)

ENGINE	TRANSMISSION	AXLES	GVWR
	AUTO	3.73	4.10
	H DUTY		
CC20906-CK20906			
L05 V8 5.7 Liter (350 Cu In) EFI	MT1	(a) GT4	GT5 8600
L19 V8 7.4 Liter (454 Cu In) EFI	MT1	GT4	GT5 8600
L65 V8 Turbo Diesel H D 6.5 Liter (400 Cu In)	MT1	GT4	GT5 8600

(a) N/A K20906

GVWR SELECTOR (MUST SPECIFY GVW OPTION)

GVW Opt Required	GVW Rating (lbs)	GAWR (lbs)	
		Front	Rear
C20906			
C6P	8600	3600	6000
K20906			
C6P	8600	4250	6084

CAPACITIES

C20906				K20906			
SPRINGS:		AXLES:		SPRINGS:		AXLES:	
Front	Base	Front	Base	Front	Base	Rear	Base
3600	Base	3800	Base	4250	4250	Base	Base
Rear		Rear		Rear		Rear	
6084	Base	6084	Base	6000	6000	Base	Base



MUST SPECIFY:

AXLE, BODY, EMISSION, ENGINE, TIRES AND TRANSMISSION

No Deletions Allowed. Additional Options/Upgrades (Where Indicated) May be Ordered from the Custom Ordering Option Listing.

	Base	LS	LT
	1	1	1
	S	S	S
	A	B	C
BASE DECOR	X	--	--
LS DECOR		X	--
Air Conditioning: Front and Rear	C69	X	X
ATC Stereo Cassette (A)	UL0	X	X
Glass: Deep Tinted	AJ1	X	X
Heater, Rear	C36	X	X
Luggage Carrier		X	X
Rear Wiper/Washer w/Defogger (E55 Body Only)	ZP6	X	X
Rear Window Defogger (ZW9 Only)	C49	X	X
Seat, Rear (B)	AS3	X	X
Tilt and Cruise	ZQ3	X	X
LT DECOR			X
Power Seat	AG9		X
Remote Keyless Entry	AU0		X

- (A) May Upgrade
- (B) YG4 May Be Substituted

Preferred Equipment Group Prices

N/C	1SA
	1SB
6607.00	w/E55
6546.00	w/ZW9
	1SC
8912.00	w/E55
8851.00	w/ZW9

ADDITIONAL OPTIONS

	INCL W/DECOR			OPTION
	Base	LS	LT	
N.C.				ACKNOWLEDGEMENTS:
N.C.				R8S Multiple Order Numbers
				R8T Preliminary Invoice
		x	x	AIR CONDITIONING: (Incls R134A Refrigerant)
N.C.				C60 Front (Incl w/C69 Front and Rear Air Conditioning)
845.00				w/1SB or 1SC or C69
		x	x	C69 Front and Rear with Dual Controls (Incls C60 Front Air Cond)
N.C.				w/1SB or 1SC
1295.00				w/1SA
				AXLES, REAR: (Refer Power Teams Chart for Availability)
N.C.				GT4 3.73 Ratio
N.C.				GT5 4.10 Ratio
135.00				w/K20906 or C20906 w/o L05 Eng
252.00				C20906 w/L05 Eng
				G80 Locking Differential
				BODY CODE: (Must Specify)
N.C.				ZW9 Panel Doors
N.C.				E55 Tailgate (Lift Glass with Drop Gate and Power Release)
33.00				V10 COLD CLIMATE PACKAGE: (Incls Eng Block Heater) (N/A L65 Eng)
		x	x	CONVENIENCE GROUP: Comfortilt Steering Wheel and Electronic Speed Control
N.C.				ZQ3 w/1SB or 1SC
383.00				w/1SA
				COOLING:
N.C.				KC4 Engine Oil (Reqs L05 Eng and GT4 Axle) (N/A K20906)
135.00				w/Z82
N.C.				w/o Z82
				KNP Transmission, Heavy-Duty, Auxiliary
				EMISSIONS: (Refer Emission Requirement Tab Section)
N.C.				FE9 Federal Emission Requirements
N.C.				YF5 California Emission Requirements
N.C.				NG1 Massachusetts Emission Requirements
N.C.				NB8 California or Massachusetts Emission Override (Reqs FE9 Federal Emissions)
N.C.				NC7 Federal Emission Override (Reqs YF5 California or NG1 Massachusetts Emissions)
				ENGINES: (Refer Power Teams Chart)
N.C.				L05 5.7 Liter (350 Cu In) V8 EFI H. D.
605.00				L19 7.4 Liter (454 Cu In) V8 EFI
2860.00		x	x	L65 6.5 Liter (400 Cu In) V8 Turbo Diesel H. D. (Incls Front Bumper Guards)
				AJ1 GLASS: Deep Tinted
N.C.				w/1SB or 1SC
305.00				w/1SA
N.C.				C6P GVWR: (Must Specify)
		x	x	C36 HEATER: Auxiliary, Rear Passenger
N.C.				w/1SB or 1SC
205.00				w/1SA
	N/A		x	AU0 KEYLESS ENTRY: Remote
N.C.				w/1SC
135.00				w/o 1SC
52.00				U01 LAMPS, ROOF MARKER: Five (N/A YF5 Calif Emissions)
N.C.				VK3 LICENSE PLATE BRACKET: Front
		N/A	N/A	AU3 LOCKS: Power door (Incl w/ZQ2 Convenience Pkg)
N.C.				w/1SB or 1SC
223.00				w/1SA and E55
287.00				w/1SA and ZW9
				MIRRORS, EXTERIOR:
				DF2 Camper Type, Stainless Steel
(-45.00)				w/1SB or 1SC
53.00				w/1SA
145.00	x			DD7 10" Electrochromatic ISRV with 8 Point Compass
				PAINT, EXTERIOR: (Refer Color/Trim Charts for Availability)
N.C.				ZY1 Solid
180.00	N/A			ZY2 Conventional Two-Tone
290.00	N/A			ZY4 Deluxe Two-Tone
				RADIO EQUIPMENT:
147.00		N/A	N/A	UM6 Electronically Tuned AM/FM Stereo Radio w/Seek-Scan, Stereo Cassette Tape and Digital Clock
N.C.	N/A	x	x	UL0 Electronically Tuned AM/FM Stereo Radio w/Seek-Scan w/Automatic Tone Control, Digital Clock
				Cassette Tape, Theft Lock Cassette Tape and Speed Compensated Volume (Incls Enhanced Performance Speaker System)

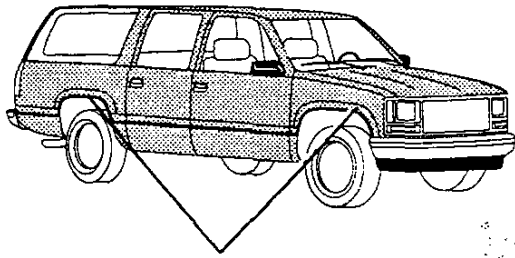
C/K 2500 SUBURBAN

ADDITIONAL OPTIONS

	INCL W/DECOR			OPTION
	Base	LS	LT	
200.00	N/A			UP0 RADIO EQUIPMENT: (Continued) Electronically Tuned AM/FM Stereo Radio w/Seek-Scan w/Automatic Tone Control, Compact Disc Player, Digital Clock, Cassette Tape, Theft Lock and Speed Compensated Volume (Incls Enhanced Performance Speaker System)
(-287.00)		N/A	N/A	UL5 Radio Delete
N.C. 154.00		x	x	C49 REAR WINDOW EQUIPMENT: Defogger: Rear Window Electric (Reqs ZW9 Body) w/1SB/1SC or ZP6 w/1SA w/o ZP6
N.C. 279.00 240.00		x	x	ZP6 Wiper/Washer System with Defogger (Reqs E55 Tailgate) (Incls C25 Wiper/Washer System and C49 Defogger) w/1SB or 1SC w/1SA
N.C. 279.00 240.00	N/A		x	AG9 SEAT: Power Driver's Seat (Reqs Split Bench or Bucket Seats) SEATING: (Must Specify One With Base Decor)
N.C. 632.00		x	x	AT5 Center, Folding (Incl w/AS3 Center and Rear Seat) (Incls Shoulder Belt System) w/1SB/1SC or AS3 w/1SA w/o AS3
N.C. 1182.00		x	x	AS3 Center and Rear (Incls AT5 Center Folding Seat and Shoulder Belt System) w/1SB or 1SC w/1SA
N.C. (-618.00) (-1018.00)				YG4 w/Base Decor and Rear Seat Not Desired; w/LS/LT Base Decor Deletes Third Seat w/1SA w/1SB w/1SC
N.C. 148.00				SEAT TYPE: (Refer Color/Trim Chart for Availability) A52 Bench Seat AE7 Reclining Split Bench Seat A95 Reclining High Back Bucket Seats w/1SC w/1SB
N.C. 430.00 225.00 (-283.00) 63.00				NZZ SKID PLATE PACKAGE: (K2500 Only) (Incls Fuel Tank Shield) 6Y4 SPARE TIRE/WHEEL DELETE (Deletes Spare Tire and Wheel Only) F60 SPRINGS: Front, Heavy-Duty (K2500 Only) TIRES: Tubeless (BW - Blackwall) (Front, Rear and Spare) Q1Z LT245/75R16E All Seasons Steel Belted Radial Ply BW Q1W LT245/75R16E On-Off Road Steel Belted Radial Ply BW (K2500 Only) V76 TOW HOOKS (Std K2500)
N.C. 55.40 38.00 164.00				Z82 TRAILERING SPECIAL EQUIPMENT: Heavy-Duty (w/L05 Eng Reqs GT5 Axle) (Incls Trailering Platform Hitch) MT1 TRANSMISSION: 4-Speed Automatic w/Overdrive, Heavy Duty (Refer Power Teams Chart for Availability)
N.C. 60.00		x	x	P06 WHEEL TRIM: Rally w/1SB or 1SC w/1SA

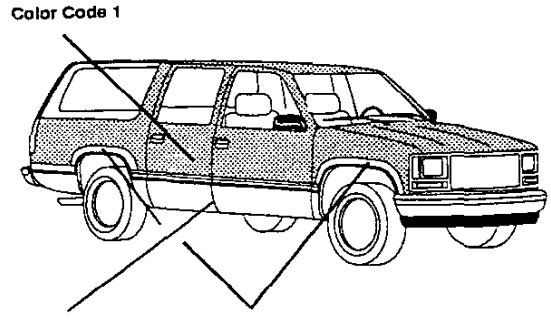
C/K 1500 AND C/K 2500 SUBURBAN
PAINT APPLICATIONS WITH ZY1, ZY2 AND ZY4 PAINT

SOLID PAINT - ZY1



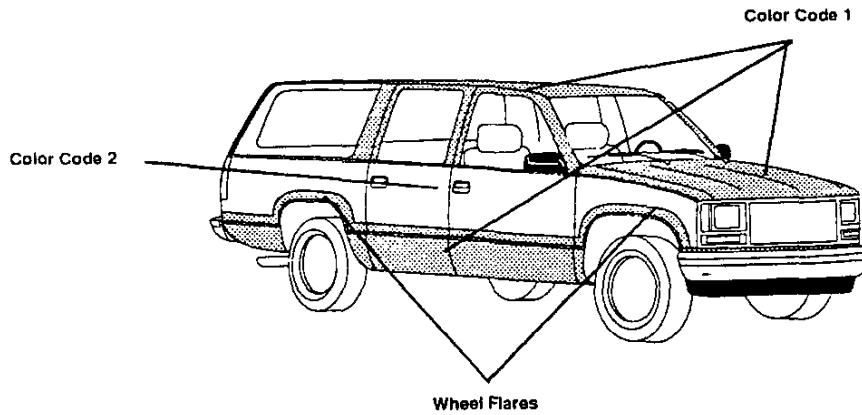
Wheel Flares

CONVENTIONAL TWO-TONE PAINT - ZY2



Color Code 2 **Wheel Flares**

DELUXE TWO-TONE PAINT - ZY4



Wheel Flares

SUBURBAN INTERIOR AND EXTERIOR COLOR AVAILABILITY CHART ZY1 PAINT

PLEASE NOTE: Below are the interior trim color and exterior paint combinations recommended by Chevrolet. They are the only available interior and exterior combinations allowed.

TRIM LEVEL (Must Specify Seat Option and Interior Color)	SEAT OPT	INTERIOR COLORS					
		Beige	Blue	Gray	Red		
CHEYENNE (STD DECOR) Vinyl Bench Seat	A52	64V	26V	13V	79V		
LS PACKAGE Custom Cloth Bench Seat	A52	64D	26D	13D	79D		
Custom Cloth Reclining Split Bench Seat	AE7	64D	26D	13D	79D		
Custom Cloth Reclining High Back Bucket Seats (Incls Roof/Floor Console)	A95	64D	26D	13D	79D		
LT PACKAGE Custom Leather Reclining High Back Bkt Seats (Leather on Seating Surface Only)	A95	642	262	132	792		
EXTERIOR COLORS w/ZY1 PAINT	Color Code 1	PAINT SCHEME	INTERIOR & EXTERIOR COMBINATIONS SHOWN ARE THE ONLY COMBINATIONS AVAILABLE				WHEEL FLARE W/B71 MOLDING
AUTUMNWOOD, LT (Met)	55U	ZY1	x				Autumnwood
BLACK, ONYX	41U	ZY1	x		x	x	Black
BLUE, ATLANTIC (Met)	30U	ZY1		x	x		Argent
BLUE, INDIGO (Met)	39U	ZY1	x	x	x		Blue
BLUE, TEAL (Met)	36U	ZY1	x		x		Argent
GREEN, EMERALD (Met)	43U	ZY1	x		x		Argent
QUICKSILVER (Met)	96U	ZY1		x	x	x	Silver
RED, BURNT (Met)	76U	ZY1	x		x	x	Red
RED, VICTORY	74U	ZY1	x		x	x	Argent
WHITE, SUMMIT	50U	ZY1	x	x	x	x	Argent

INTERIOR AND EXTERIOR COLOR AVAILABILITY CHART ZY2 PAINT (Reqs LS/LT Decor)

EXTERIOR COLORS w/ZY2 PAINT	Color Code 1	**Color Code 2	PAINT SCHEME	INTERIOR & EXTERIOR COMBINATIONS SHOWN ARE THE ONLY COMBINATIONS AVAILABLE				WHEEL FLARE W/B71 MOLDING
BLACK, ONYX/Autumnwood, Lt (Met)	41U	55L	ZY2	x				Autumnwood
BLACK, ONYX/Quicksilver (Met)	41U	96L	ZY2			x	x	Silver
BLUE, ATLANTIC (Met)/Blue Indigo (Met)	30U	39L	ZY2		x	x		Blue
BLUE, ATLANTIC (Met)/Quicksilver (Met)	30U	96L	ZY2		x	x		Silver
BLUE, TEAL (Met)/Autumn, Lt (Met)	36U	55L	ZY2	x				Autumnwood
BLUE, TEAL (Met)/Quicksilver (Met)	36U	96L	ZY2			x		Silver
BLUE, INDIGO (Met)/Autumn, Lt (Met)	39U	55L	ZY2	x	x			Autumnwood
*BLUE, INDIGO (Met)/Blue, Atlantic (Met)	39U	30L	ZY2		x	x		N/A
BLUE, INDIGO (Met)/Quicksilver (Met)	39U	96L	ZY2		x	x		Silver
GREEN, EMERALD (Met)/Autumn, Lt (Met)	43U	55L	ZY2	x				Autumnwood
GREEN, EMERALD (Met)/Quicksilver (Met)	43U	96L	ZY2			x		Silver
QUICKSILVER (Met)/Black, Onyx	96U	41L	ZY2			x	x	Black
*QUICKSILVER (Met)/Blue, Atlantic (Met)	96U	30L	ZY2		x	x		N/A
QUICKSILVER (Met)/Blue, Indigo (Met)	96U	39L	ZY2		x	x		Blue
QUICKSILVER (Met)/Red, Burnt (Met)	96U	76L	ZY2			x	x	Red
RED, BURNT (Met)/Autumn, Lt (Met)	76U	55L	ZY2	x			x	Autumnwood
RED, BURNT (Met)/Quicksilver (Met)	76U	96L	ZY2			x	x	Silver
RED, VICTORY/Black, Onyx	74U	41L	ZY2	x		x	x	Black
RED, VICTORY/Quicksilver (Met)	74U	96L	ZY2			x	x	Silver
WHITE, SUMMIT/Autumn, Lt (Met)	50U	55L	ZY2	x				Autumnwood
WHITE, SUMMIT/Blue, Indigo (Met)	50U	39L	ZY2		x			Blue
WHITE, SUMMIT/Red, Burnt	50U	76L	ZY2				x	Red

*N/A B71 Molding or K10906 w/L65 Eng or on K20906

**Color Code 2 Must be ordered as a (+) Plus option

SUBURBAN INTERIOR AND EXTERIOR COLOR AVAILABILITY CHART ZY4 PAINT (Reqs LS/LT Decor)

PLEASE NOTE: Below are the interior trim color and exterior paint combinations recommended by Chevrolet. They are the only available interior and exterior combinations allowed.

TRIM LEVEL (Must Specify Seat Option and Interior Color)	SEAT OPT	INTERIOR COLORS			
		Beige	Blue	Gray	Red
LS PACKAGE					
Custom Cloth Bench Seat	A52	64D	26D	13D	79D
Custom Cloth Reclining Split Bench Seat	AE7	64D	26D	13D	79D
Custom Cloth Reclining High Back Bucket Seats (Incls Roof/Floor Console)	A95	64D	26D	13D	79D
LT PACKAGE					
Custom Leather Reclining High Back Bkt Seats (Leather on Seating Surface Only)	A95	642	262	132	792

EXTERIOR COLORS w/ZY4 PAINT	Color Code 1	**Color Code 2	PAINT SCHEME	INTERIOR & EXTERIOR COMBINATIONS SHOWN ARE THE ONLY COMBINATIONS AVAILABLE				STRIPE COLORS	WHEEL FLARE w/B71 MOLDING
BLACK, ONYX/Autumnwood, Lt (Met)	41U	55L	ZY4	x				Beige/Autumnwood	Black
BLACK, ONYX/Quicksilver (Met)	41U	96L	ZY4			x	x	Gunmetal/Silver	Black
BLACK, ONYX/Red, Victory	41U	74L	ZY4				x	Gunmetal/Red	Black
BLACK, ONYX/Red, Victory	41U	74L	ZY4	x				Gold/Red	Black
BLACK, ONYX/Red, Victory	41U	74L	ZY4			x		Silver/Red	Black
*BLUE, ATLANTIC (Met)/Blue Indigo (Met)	30U	39L	ZY4		x	x		Blue/Indigo	N/A
*BLUE, ATLANTIC (Met)/Quicksilver (Met)	30U	96L	ZY4		x	x		Blue/Indigo	N/A
*BLUE, TEAL (Met)/Autumn, Lt (Met)	36U	55L	ZY4	x				Beige/Autumnwood	N/A
*BLUE, TEAL (Met)/Quicksilver (Met)	36U	96L	ZY4			x		Blue/Silver	N/A
BLUE, INDIGO (Met)/Autumn, Lt (Met)	39U	55L	ZY4	x	x			Beige/Autumnwood	Blue
BLUE, INDIGO (Met)/Blue, Atlantic (Met)	39U	30L	ZY4		x	x		Blue/Indigo	Blue
BLUE, INDIGO (Met)/Quicksilver (Met)	39U	96L	ZY4		x	x		Blue/Indigo	Blue
BLUE, INDIGO (Met)/White, Summit	39U	50L	ZY4		x	x		Blue/Indigo	Blue
*GREEN, EMERALD (Met)/Autumn, Lt (Met)	43U	55L	ZY4	x				Beige/Autumnwood	N/A
*GREEN, EMERALD (Met)/Quicksilver (Met)	43U	96L	ZY4			x		Gunmetal/Silver	N/A
QUICKSILVER (Met)/Blue, Atlantic (Met)	96U	30L	ZY4		x	x		Blue/Indigo	Silver
QUICKSILVER (Met)/Blue, Indigo (Met)	96U	39L	ZY4		x	x		Blue/Indigo	Silver
QUICKSILVER (Met)/Black, Onyx	96U	41L	ZY4			x	x	Blue/Indigo	Silver
QUICKSILVER (Met)/Red, Burnt	96U	76L	ZY4			x	x	Gunmetal/Silver	Silver
RED, BURNT (Met)/Autumn, Lt (Met)	76U	55L	ZY4	x			x	Beige/Autumnwood	Red
RED, BURNT (Met)/Quicksilver (Met)	76U	96L	ZY4			x	x	Gunmetal/Silver	Red
*RED, VICTORY/Black, Onyx	74U	41L	ZY4			x	x	Silver/Red	N/A
*RED, VICTORY/Quicksilver (Met)	74U	96L	ZY4			x	x	Gunmetal/Red	N/A
*RED, VICTORY/White, Summit	74U	50L	ZY4			x	x	Gunmetal/Red	N/A
*RED, VICTORY/White, Summit	74U	50L	ZY4	x				Gold/Red	N/A

*N/A B71 Molding or K10906 w/L65 Eng or on K20906

**Color Code 2 Must be ordered as a (+) Plus option

NOTES



SUBURBAN INTRODUCTION

SUBURBAN

The 1995 Suburban is available in three trim levels: "Standard" and a choice of two uplevel trims; "LS" and "LT."

Changes on the Suburban for 1995 include:

- 5.7L V8 Engine enhancements
- Standard air conditioning with LS/LT Decor
- Standard Driver's Air Bag
- New 7-Lead Wiring Harness for trailering
- Standard Driver's Convenience Group: Speed Control and Tilt Steering, and Power Windows and Door Locks with LS/LT Decor
- New Instrument Panel Design includes dual cupholders located in the dash and standard tachometer
- Standard Backlit Power Window and Door Lock Switches
- Standard Rear Window Wiper/Washer and Defogger with LS/LT Decor with E55 Body
- Standard ETR AM/FM Stereo Radio with Seek-Scan with Automatic Tone Control, Digital Clock, Cassette Deck, Theft Lock and Speed-Compensated Volume on LS/LT Decor
- Optional ETR AM/FM Stereo Radio with Seek-Scan with Automatic Tone Control, Digital Clock, Cassette Deck and Compact Disc with Theft Lock and Speed Compensated Volume
- Standard Luggage Carrier with LS/LT Decor
- New 60/40 Cloth Reclining Front Split-Bench Seats with center armrest and head restraints, includes 3-passenger rear bench seat and center seat with LS/LT Decor
- Standard Electric Below-Eye-Line Outside Rearview Mirrors with LS/LT Decor
- New trim level badging
- 2-Sided Key for simplified entry
- Smoother Shifting 4L80-E Automatic Transmission
- Standard Brake/Transmission Shift Interlock
- Optional Remote Keyless Entry feature
- Redesigned center console with Reclining High-Back Bucket Seats
- New Exterior Colors
- New Interior Colors
- New right-hand and left-hand Assist Handles

MODEL SELECTION SUMMARY

Use the chart below to choose the model that fits your customer's needs. Note that the maximum payload is based on curb weight. Also, the maximum gross trailer weight is based on vehicles that are properly equipped. See your 1995 Chevrolet Truck Order Guide for complete information.

SERIES	MODEL NUMBER/ BODY CODE/ OPTION CODE	PASSENGER CAPACITY (STD./OPT.)	STANDARD ENGINE/ TRANS.	OPTIONAL ENGINE/ TRANS.	GVWR (LB)	GAWR (LB) FRONT/ REAR	MAXIMUM PAYLOAD (LB) BASED ON CURB WT.	MAX. GROSS TRAILER WT./ TONGUE LOAD (LB) PROPERLY EQUIPPED
TWO-WHEEL-DRIVE MODELS								
C1500 SUBURBAN	CC10906/ZW9	2/3/5/ 6/8/9	5.7L V8/A4	— 6.5L V8 ¹ /A4	6800 7700	2950/3968 3600/6084	2152 2137	6500/800 5500/700
C2500 SUBURBAN	CC20906/ZW9	2/3/5/ 6/8/9	5.7L V8/A4	— 7.4L V8/A4 6.5L V8 ¹ /A4	8600	3600/6084	3362	7500/900 10000/1000 8000/950
FOUR-WHEEL-DRIVE MODELS								
K1500 SUBURBAN	CK10906/ZW9	2/3/5/ 6/8/9	5.7L V8/A4	— 6.5L V8 ¹ /A4	7200 8050	3600/4000 3925/4800	2185 2213	6000/750 5000/600
K2500 SUBURBAN	CK20906/ZW9	2/3/5/ 6/8/9	5.7L V8/A4	— 7.4L V8/A4 6.5L V8 ¹ /A4	8600	4250/6000	3019	7000/850 10000/1000 7500/900

¹ Turbo

POWERTRAINS

Chevrolet offers a variety of engines, transmissions and axle ratios for the Suburban. The following charts detail basic engine, transmission and axle specifications. See your 1995 Chevrolet Truck Order Guide for specific details.

ENGINES				
	5.7L V8	5.7L V8 HD	7.4L V8 HD	6.5L V8 TURBO DIESEL
Engine Order Code	L05	L05	L19	L65
SAE Net Horsepower @ rpm	200 @ 4000	180 @ 4000	230 @ 3600	190 @ 3400
SAE Net Torque lb-ft @ rpm	310 @ 2400	295 @ 2400	385 @ 1600	385 @ 1700
Fuel System	EFI	EFI	EFI	TIDI
Standard Battery Cold Cranking Amps @ 0° F	600	600	600	2 @ 600 each
Standard Alternator Max. Cap. (Amps)	100	100	100	100

TRANSMISSIONS					
	ELECTRONIC AUTOMATIC 4-SPEED W/OVERDRIVE AND TORQUE CONVERTER CLUTCH (4L60-E)		ELECTRONICALLY CONTROLLED AUTOMATIC 4-SPEED W/OVERDRIVE TORQUE CONVERTER CLUTCH, HD (4L80-E)		
Transmission Order Code	M30		MT1		
Engine Application (Order Code)	5.7L V8 (L05)		5.7L V8 HD (L05)	7.4L V8 HD (L19)	6.5L V8 Turbo Diesel (L65)
Gear Ratios					
First	3.06		2.48		
Second	1.63		1.48		
Third	1.00		1.00		
Fourth	0.70		0.75		
Reverse	2.29		2.08		
Power Take-Off	No		No		

SUBURBAN

AXLES										
	REAR AXLE						FRONT AXLE (4X4)			
Availability	C/K 1500		C/K 2500		C 2500/K2500		K1500		K2500	
Make	GM		GM		GM		GM		GM	
Capacity (lb)	Semi-Floating 4000; 4800		Semi-Floating 6000		Full-Floating ¹ 6084; 7500/ 6000; 7500		3925		4250	
Pinion and Ring Gear Type	Hypoid		Hypoid		Hypoid		Hypoid		Hypoid	
Axle Ratio Code	GU6	GT4	GT4	GT5	GT4	GT5	GU6	GT4	GT4	GT5
Ratio	3.42	3.73	3.73	4.10	3.73	4.10	3.42	3.73	3.73	4.10
Pinion Teeth	12	11	11	10	11	10	12	11	11	10
Ring Gear Teeth	41	41	41	41	41	41	41	41	41	41
Ring Gear Diameter (in.)	8.5	8.5	9.5	9.5	10.5	10.5	8.5	8.5	9.5/10.5*	9.5/10.5*

Note: Axle Ratio availability depends on model, powertrain and emissions selected. See your 1995 Chevrolet Truck Order Guide for details.

¹ Not available on K2500 with 5.7L engine.

* With 7.4L V8 (L19)

TRIM LEVELS

Chevrolet offers Suburban in three trim levels: Standard and a choice of two uplevel trims LS and LT. The following chart details major standard features. See your 1995 Chevrolet Truck Order Guide for details.

CHASSIS EQUIPMENT		STANDARD	LS/LT (YES)
KEY: ■ = STANDARD, — = NOT INCLUDED			
BRAKES	Power Assisted; front disc, rear drum, four-wheel anti-lock. Includes brake/transmission shift interlock.	■	■
EXHAUST	Single.	■	■
FRAME	All-welded ladder-type, channel design and boxed front-end section. Section Modulus: C1500: 2.74 cu. in. C2500: 4.11 cu. in. K1500, K2500: 4.15 cu. in.	■	■
FUEL TANK	42.0 gallon (approx.) capacity.	■	■
SHOCK ABSORBERS	Front: 32 mm; Rear: 32 mm.	■	■
STABILIZER BAR, FRONT	4x2: 1.25 inch; 4x4: 1.18 inch.	■	■
STABILIZER BAR, REAR	0.87 inch.	■	■
STEERING	Integral Power.	■	■
SUSPENSION, FRONT	4x2: Independent w/coil springs. 4x4: Independent w/torsion bars.	■	■
SUSPENSION, REAR	Semi-elliptic two-stage multi-leaf springs.	■	■
TOW HOOKS	Two front (4x4 only).	■	■

EXTERIOR EQUIPMENT		STANDARD	LS/LT (YES)
AIR DAM	Black (N/A on C/K 2500 models).	■	■
BUMPER, FRONT	Bright appearance with black rub strip with bright trim.	■	■
BUMPER, REAR	Bright appearance with black rub strip and step pad.	■	■
DOORS, REAR	Panel type.	■	■
GLASS	Solar-Ray [®] light-tinted on all windows plus upper shade on windshield. Deep tint included with YE9.	■	■
GRILLE	Molded plastic painted argent with argent air intake areas. Deluxe front appearance package with bright grille and trim with argent intake areas.	■	■
HEADLAMPS	Single rectangular halogen. Composite halogen.	■	■
HORN	Dual low- and high-note.	■	■
INSULATION	Hood and cab-to-fender.	—	■
LAMPS	Center high-mounted stop lamp. Under hood, reel-type, removable. (N/A w/ Turbo Diesel)	■	■
LUGGAGE CARRIER	Black.	—	■
MIRRORS	RH and LH below-eye-line type painted black with adjustable heads. Head size 8.5" x 5.0". RH and LH electric below-eye-line, outside rearview, black. Head size: 8.5" x 5.0".	■	—
MOLDINGS	Bodyside, black with bright trim, and bright wheel opening (N/A K20906). K2500 only: Painted wheel opening flare, front and rear.	■	■
TIRES	Five, all-season steel-belted radial blackwall. Size varies by model. C 10906: P235/75R15X K 10906: LT245/75R16C C 20906: LT245/75R16E K 20906: LT245/75R16E	■	■
WHEELS	C1500: Argent painted 15.0" x 7.0" steel wheels with black hub ornament. C1500: 15.0" x 7.0" Rally wheel trim. K1500/C2500/K2500: Argent painted 16.0" x 6.5" steel wheels with black hub ornament. K1500/C2500/K2500: Argent painted 16.0" x 6.5" rally wheel trim.	■	—
WIRING	7-lead wiring harness for trailering purposes.	■	■

INTERIOR EQUIPMENT

Key: ■ = Standard, — = Not Included		STANDARD	LS/LT (YE9)
AIR BAG	Driver's.	■	■
AIR CONDITIONING	Front.	—	■
ARMRESTS	RH and LH padded integral with door panels.	■	■
ASSIST HANDLES	Right front, left rear, right rear.	■	■
CIGARETTE LIGHTER	Located on instrument panel inside ashtray bin includes ashtray light and two auxiliary power outlets	■	■
CUPHOLDER	Two located in the dash.	■	■
DOOR PANELS	Color-keyed molded plastic. Door trim with cloth inserts and carpet trim. Front door trim panels also have map pockets. Coordinated rear door/taillgate and rear sidewall trim panels are included. NOTE: Scotchgard™ Fabric Protector on all cloth seats and door trim panels.	■	—
DOOR PANEL AND ROOF SIDE PANELS	Color-keyed.	■	■
DOOR SILL PLATE	Color-keyed.	■	■
DOORS	Side door guard	■	■
DRIVER'S CONVENIENCE GROUP	Speed Control and Tilt Steering. Power windows and door locks.	—	■
FLOOR COVERING	Black embossed vinyl mat. Color-keyed carpeting with removable color-keyed, vinyl front and rear floor mats. NOTE: The front and rear carpeting includes Scotchgard™ Protector.	■	—
GAGES	Including speedometer, odometer, trip odometer, fuel level, voltmeter, engine temperature, oil pressure gages, additional telltale lights and tachometer.	■	■
GLOVE BOX	Latched door with light	■	■
HEADLINER	Full length, color-keyed cloth with matching retainer moldings.	■	■
HEADLAMP WARNING BUZZER	Headlamps on.	■	■
HEATER	Heavy duty. Deluxe with windshield and front side defogger. Rear defogger.	■	■
INSULATION	Provided on dash panel, cowl top and sides, headliner and doors. Extra thick on bodyside trim panels and under instrument panel at center.	■	■
LIGHTING, INTERIOR	Front and rear dome lamps with switches in RH and LH door jambs. All door-activated dome lamps, front and rear map lights and glove box light.	■	—
MIRRORS	10-inch rearview.	■	■
RADIOS	ETR AM/FM stereo radio with seek-scan and digital clock. Includes two 6" diameter door speakers and two 4" x 10" rear speakers mounted in the headliner. (4 speakers in all) ETR AM/FM stereo radio with seek-scan with automatic tone control, digital clock, cassette deck, theft lock and speed-compensated volume. Includes two front and rear door 6" diameter speakers, two .6" tweeters located in power switch pad forward of armrest and two rear 4" x 10" speakers mounted in headliner. (8 speakers in all).	■	—
REAR QUARTER TRIM PANELS	Composite fiber covering. Color-keyed cloth fabric with auxiliary heater, auxiliary air or rear and center bench seat NOTE: Scotchgard™ Fabric Protector on all cloth seats and trim panels.	■	—
RELEASE, ELECTRIC LIFT GATE	Located on instrument panel (w/E55).	■	■
SEATS	Front 3-passenger bench. Front 3-passenger bench and folding 3-passenger 60/40 split second seat with head restraints, center armrest and dual cupholders. 3-passenger folding and removable rear bench seat also included. NOTE: Scotchgard™ Fabric Protector on all cloth seats and trim panels.	■	—
SPARE TIRE CARRIER	Located inside vehicle behind left rear wheelhouse.	■	■
SPARE TIRE, WHEELS	Full-size, match other wheels and tires standard or optional.	■	■
STEERING WHEEL	Simulated leather. Leather.	■	—
SUNSHADES	Color-keyed cloth RH and LH padded with RH vanity mirror. Color-keyed RH and LH padded with cloth covering, extenders and illuminated visor mirrors. LH sunshade has storage strap.	■	—
TOOLS	Mechanical jack and wheel wrench (gloves included with YE9).	■	■
WINDSHIELD WIPERS	Intermittent. Rear wiper/washer (with E55).	■	■

SUBURBAN

PREFERRED EQUIPMENT GROUPS

Preferred Equipment Groups (PEGs) are convenient option packages that can save your customers money. They would pay appreciably more by buying all the options in a Preferred Equipment Group as individual options. (Savings based on a comparison of Manufacturer's Suggested Retail Price of option packages versus MSRP of individual options purchased separately). See your 1995 Chevrolet Truck Order Guide and Vehicle Price Schedule for specific information and prices.

OPTIONS

These options can be ordered individually in addition to the Preferred Equipment Groups if not already included. See your 1995 Chevrolet Truck Order Guide for specific availability and restrictions. The Option Code is listed in **bold type**.

Air Conditioning (front only)	C60	Lamps, Roof Marker (N/A YF5)	U01	Seats:	
Air Conditioning (front and rear)	C69	License Plate Bracket, Front	VK3	Adjuster, Power (driver's side only)	AG9
Axles, Rear:		Locks, Power Door	AU3	Optional center and/or rear seat not desired	YG4
3.42	GU6	Mirrors, Electrochromic (includes light-sensitive rearview mirror and eight-point compass. Requires YE9 Interim availability)	DD7	3-passenger 60/40 folding center bench	AT5
3.73	GT4	Mirrors, Exterior Camper Type (LH and RH stainless steel. Mirror head 7.5" x 10.5")	DF2	3-passenger removable rear bench (Includes AT5 Seat)	AS3
4.10	GT5	Moldings, Wheel Opening Flare (K1500 4x4 only, front and rear, requires LT245 tires, standard on K2500)	B71	60/40 reclining split-bench seat	AE7
Rear Locking Differential	G80	Paint, Exterior:		Reclining high-back bucket seats (includes center and roof console)	A95
Body, Tailgate (drop gate tailgate with lift glass and electric tailgate release)	E55	Solid	ZY1	Skid Plate Package (4x4 only: includes shield plates for engine, front differential, transfer case and fuel tank)	NZZ
Cold Climate Package (includes Engine Block Heater)	V10	Conventional Two-Tone (Reqs YE9)	ZY2	Springs (Torsion Bars), Front Heavy-Duty (4x4 only)	F60
Convenience Group:		Deluxe Two-Tone (Reqs YE9)	ZY4	Tire/Wheel Delete (C/K 2500 only)	6Y4
Tilt-Wheel™ Steering and Electronic Speed Control	ZQ3	Radio Equipment:		Tow Hooks, Front (4x2 only)	V76
Cooling: Engine Oil Cooler	KC4	Radio Delete (N/A YE9)	UL5	Trailing Package, Heavy-Duty (includes hitch platform)	Z82
Cooling: Heavy Duty Transmission	KNP	ETR AM/FM Stereo Radio w/Seek-Scan, Stereo Cassette, Digital Clock	UM6	Transmission:	
Emissions:		ETR AM/FM Stereo Radio with Seek-Scan with Automatic Tone Control, Compact Disc Player, Cassette Deck, Digital Clock, Theft Lock™ and Speed-Compensated Volume (with LS/LT Decor includes an enhanced performance speaker system)	UP0	4-speed electronically controlled automatic with overdrive	M30
Federal	FE9	Rear Window Equipment:		4-speed electronically controlled automatic with overdrive, heavy duty	MT1
California	YF5	Defogger, Rear Window Electric (requires ZW9)	C49	Wheels:	
Massachusetts	NG1	Wiper/Washer System with Defogger (requires E55 tailgate)	ZP6	Rally	PO6
Federal Emissions Override	NC7	Recreational Sales Package, Vehicle Upfitter (For Information purposes only. YF7 is available for ordering through authorized CQAPC manufacturers only)	YF7	Cast Aluminum (C1500 only) (N/A L65)	N90
Cal./Mass. Emissions Override	NB8			Cast Aluminum (K1500 only) (N/A with L65)	PF4
Engines:					
5.7L V8	L05				
7.4L V8	L19				
6.5L V8 Turbo Diesel	L65				
Alternative Fuel (CNG Conversion-Ready)	KL5				
Glass, Solar Ray® Deep-Tinted	AJ1				
GVWR:					
6800 lb	C5U				
7200 lb	C5Z				
7700 lb	C3F				
8050 lb	C5I				
8600 lb	C6P				
Heater, Auxiliary Rear	C36				
Keyless Entry, Remote (YE9 only)	AU0				

TIRES

KEY: ALS = ALL-SEASON SBR = STEEL-BELTED RADIAL PLY BW = BLACKWALL BL = BLACK LETTERED OOR = ON-OFF ROAD
WOL = WHITE OUTLINE LETTERED

TIRE DESCRIPTION		ORDER CODE
P235/75R15X	ALS/SBR/BW	QHA
LT245/75R16C	ALS/SBR/BW	QIT
LT245/75R16C	OOR/SBR/BW	QBN
LT245/75R16C	OOR/SBR/WOL	QBX
LT245/75R16E	OOR/SBR/BL	QIW
LT245/75R16E	ALS/SBR/BL	QIZ

DIMENSIONS

MODEL	C1500 SUBURBAN	C2500 SUBURBAN	K1500 SUBURBAN	K2500 SUBURBAN
MODEL NUMBER	CC10906	CC20906	CK10906	CK20906
EXTERIOR DIMENSIONS				
BODY				
Wheelbase (in.)	131.5	131.5	131.5	131.5
Overall Length (in.)	220.0	220.0	220.0	220.0
Overall Height (in.)	70.2	71.9	72.1	72.3
Maximum Width (in.)	76.7	76.7	76.7	76.7
Bumper to Axle (in.)				
Front	35.9	35.9	35.9	35.9
Rear	52.6	52.6	52.6	52.6
Ground to Top of Rear Load Floor (in.)	29.0	32.2	30.8	32.3
Ground Clearance (in.)				
Front/Rear	7.0/8.4	7.8/7.8	8.6/9.0	8.7/7.7
Turning Diameter Curb-to-Curb (ft)	45.4	45.6	47.8	46.4
SIGN PANEL AREA (in.)	17 x 85	17 x 85	17 x 85	17 x 85

INTERIOR DIMENSIONS				
Headroom (in.)				
Front/Middle/Rear	39.9/38.9/37.9	39.9/38.9/37.9	39.9/38.9/37.9	39.9/38.9/37.9
Legroom (in.)				
Front/Middle/Rear	41.3/26.2/27.1	41.3/26.2/27.1	41.3/26.2/27.1	41.3/26.2/27.1
Shoulder Room (in.)				
Front/Middle/Rear	65.0/65.0/64.3	65.0/65.0/64.3	65.0/65.0/64.3	65.0/65.0/64.3
Hip Room (in.)				
Front/Middle/Rear	60.5/60.3/48.5	60.5/60.3/48.5	60.5/60.3/48.5	60.5/60.3/48.5
Cargo Volume (cu ft)				
w/ Front Seat	149.5	149.5	149.5	149.5
w/ Front, Middle Seats	96.6	96.6	96.6	96.6
w/ Front Middle, Rear Seats	47.5	47.5	47.5	47.5
Load Floor Length (in.)				
w/ Front Seat	97.7	97.7	97.7	97.7
w/ Front, Middle Seats	70.9	70.9	70.9	70.9
w/ Front Middle, Rear Seats	36.0	36.0	36.0	36.0
Cargo Width (in.)	59.3	59.3	59.3	59.3
Interior Width between Wheelhousings (in.)	49.7	49.7	49.7	49.7